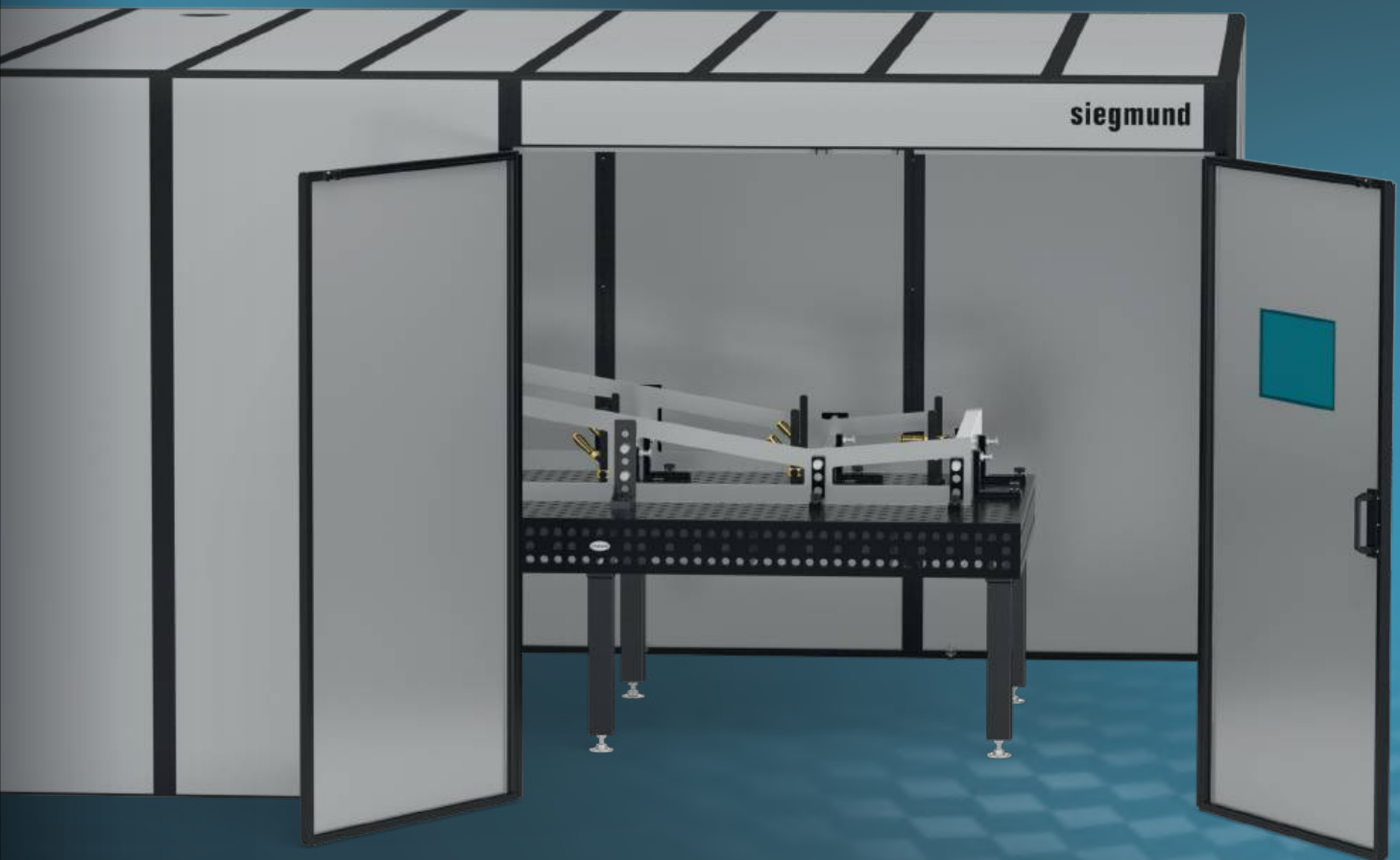


# siegmund

WELDING TABLES AND CLAMPING SYSTEMS



**NEW**

## The new generation of laser welding cells

- ✓ maximum safety
- ✓ quick start-up
- ✓ modular design



## Bernd Siegmund GmbH: Success story from Oberottmarshausen

Over 30 years ago, Bernd Siegmund founded the company, which is now run by his son, Daniel Siegmund, in the second generation. As the world's number 1 in the field of welding tables, we are represented globally with five European locations and a sales network in over 60 countries.

Our products stand for maximum functionality and exclusive design and are used in almost all industries. In addition to machine, plant, metal and vehicle construction, they are particularly popular in prototype construction and series production with and without robot connection. The welding and clamping table systems are based on a well thought-out and flexible modular system. In combination with our large variety of accessories, we offer a simple and time-saving solution for every challenge.

The enthusiasm of our customers encourages us to new developments and innovative solution concepts. Our aim is to stick to this vision and to constantly develop ourselves and our products. We are able to do this with the help of our employees, who are committed to the company every day with heart, mind and energy.



**CE compliant (safety component) and  
certified according to DIN EN 60825-4**



**Lightweight design and  
quick assembly**



**Individually configurable and  
expandable at any time**

# NEW THE NEW GENERATION OF LASER WELDING CELLS


## Maximum safety and easy commissioning

The Siegmund laser welding cell provides optimal protection against scattered radiation and reflections that can occur when working with lasers. With its innovative design and pre-assembled side walls, it is quickly ready for use. It is suitable for manual laser welding and laser cleaning in the wavelength range from 940 to 1090 nm.

- ✓ maximum safety thanks to reliable protection against scattered radiation and reflections
- ✓ quick and easy startup thanks to pre-assembled side panels
- ✓ approved for a maximum laser power of 3 kW
- ✓ spacious work area with an extra-wide double door (2370x2240 mm)
- ✓ CE compliant (safety component) and certified according to DIN EN 60825-4



## Siegmund Laser welding cell



**All products and current  
prices can be found  
online on our website.**



[www.siegmund.com/  
lasercell](http://www.siegmund.com/lasercell)

# THOUGHT OUT TO THE LAST DETAIL

## The modular laser welding cell from Siegmund

Manual laser welding has quickly established itself as an indispensable process in welding technology. In order to meet the increased safety requirements, Siegmund introduced a laser welding cell as a protective enclosure in 2023. With the launch of a completely new, innovative and modular generation of laser welding cells, we are setting new standards in terms of safety and flexibility.

Safety is our top priority, which is why we have had our laser welding cell comprehensively certified. It not only meets the highest safety standards but is also CE-compliant (safety component) and certified according to DIN EN 60825-4.

### CERTIFICATES:




[www.siegmund.com/lasercell-certificates](http://www.siegmund.com/lasercell-certificates)



### Pre-assembled side walls according to DIN EN 60825-4

The side walls are made of special aluminum composite panels and aluminum profiles that are approved for working with lasers in the wavelength range from 940 to 1090 nm and are certified according to DIN EN 60825-4. They are delivered pre-assembled and only need to be screwed together.

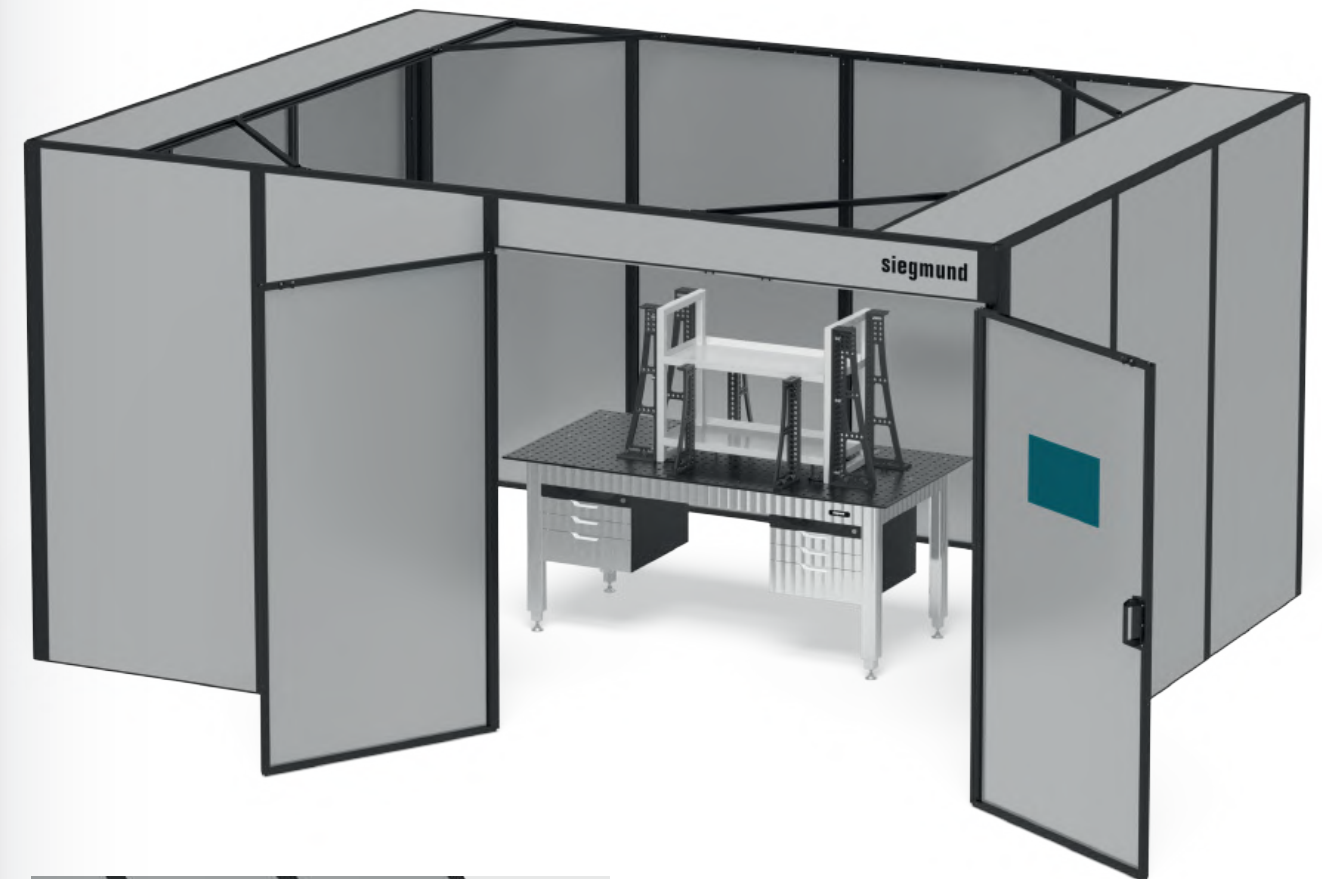
- ✓ Aluminum composite panels (Color: RAL 9006, B1 certified)
- ✓ approved for a maximum laser power of 3 kW
- ✓ certified according to DIN EN 60825-4
- ✓ Wall thickness 4 mm
- ✓ Wall height 2520 mm
- ✓ with passive ventilation opening
- ✓ expandable anytime



### Certified laser protection window

The integrated protective viewing screen ensures a safe and clear view into the cell during the welding process and is certified according to DIN EN 60825-4 and DIN EN 207.

- ✓ optimal eye protection when looking into the cell
- ✓ good visibility inside and out
- ✓ Window thickness 3 mm
- ✓ made of high-quality polycarbonate
- ✓ certified according to DIN EN 60825-4 and DIN EN 207



### Our recommendation: Closed roof

The closed certified roof with the option of connecting a welding fume extraction system offers additional protection.

- ✓ connection available for fume extraction system (Ø 200 mm)
- ✓ Aluminum composite panels (Color: RAL 9006, B1 certified)
- ✓ Wall thickness 4 mm
- ✓ certified according to DIN EN 60825-4
- ✓ upgrading possible at any time



### Optional safety package


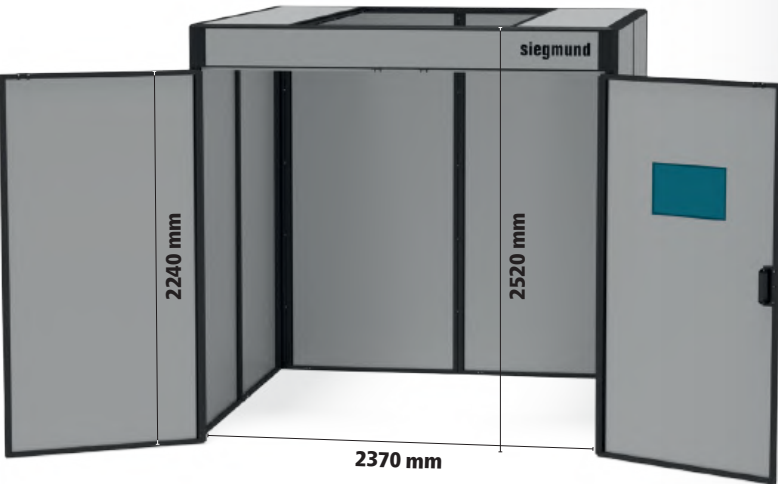
Upon request, we offer a safety package for monitoring the cell. Installation is carried out by the customer.

- ✓ Safety switch for monitoring and actively locking the door
- ✓ Display signal for laser operation
- ✓ Emergency stop switch
- ✓ Integration of lasers from all manufacturers
- ✓ upgrading possible at any time



# ALL SIZES AT A GLANCE

The Siegmund laser welding cell stands out with its wide range of configuration options and can also be expanded later with wall elements. Create your customized cell tailored to your specific requirements.



## Configure your own sizes

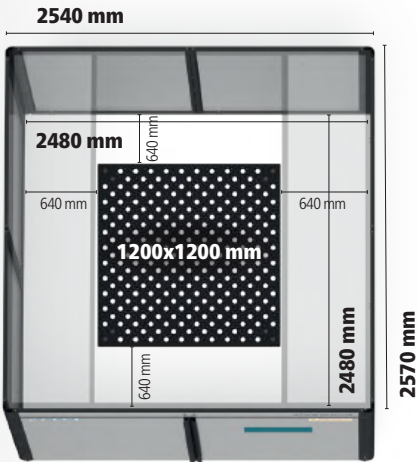
Combine a standard size laser welding cell with additional extensions to create your individual cell size.

### Example: 6080x3680 mm

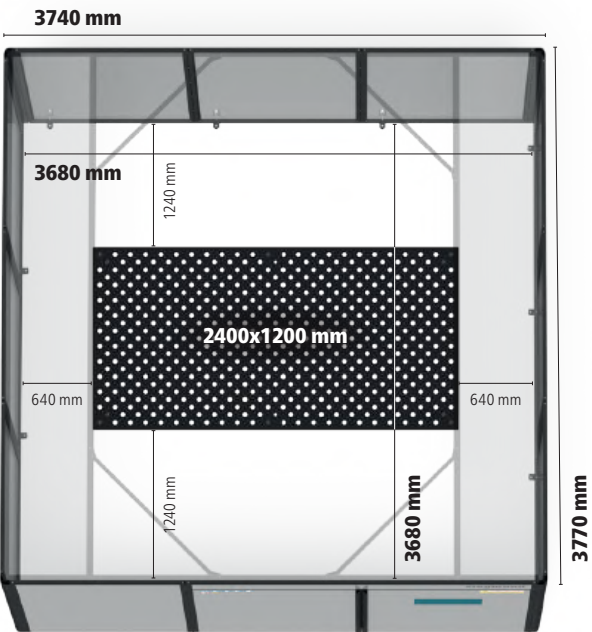
Laser welding cell 3680x3680 mm  
2x Extension wall element  
Welding Table 4000x2000 mm



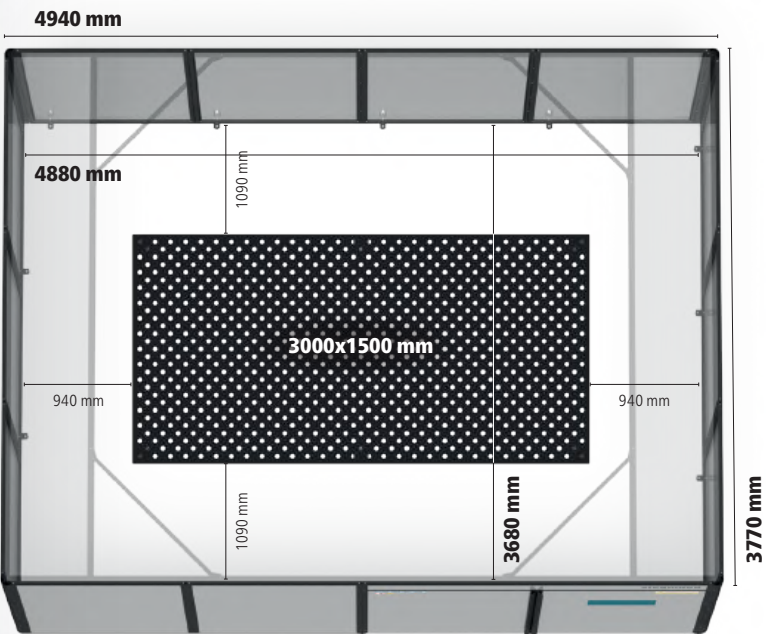
## Examples



**Laser welding cell 2480x2480 mm**  
Welding Table 1200x1200 mm



**Laser welding cell 3680x3680 mm**  
Welding Table 2400x1200 mm



**Laser welding cell 4880x3680 mm**  
Welding Table 3000x1500 mm




## Your advantages with a Siegmund laser welding cell

- ✓ certified
- ✓ high-quality individual components
- ✓ Door can be positioned freely
- ✓ expandable anytime
- ✓ individually configurable
- ✓ Special solutions upon request

Laser welding cell modular

- maximum safety thanks to reliable protection against scattered radiation and reflections
- spacious work area with an extra-wide double door (2370x2240 mm)
- side walls made of 4 mm aluminum composite panels (Color: RAL 9006)
- profiles made of black anodized aluminum
- laser protection window made of 3 mm high-quality polycarbonate
- CE compliant (safety component) and certified according to DIN EN 60825-4





**Laser welding cell modular**

quick and easy startup thanks to pre-assembled side panels, incl. ground anchoring for a stable stand, wall with passive ventilation opening, approved for a maximum laser power of 3 kW, without roof

162228

		L (a)	B (b)	H (c)	G	
2-2424.LC.M	2480x2480	2540 mm	2570 mm	2520 mm	221 kg	upon request •
2-3636.LC.M	3680x3680	3740 mm	3770 mm	2520 mm	319 kg	upon request •
2-4836.LC.M	4880x3680	4940 mm	3770 mm	2520 mm	356 kg	upon request •

The use of a roof is recommended. Assembly without a roof is only permitted based on an individual risk assessment that considers and eliminates hazards for surrounding persons.  
Plus packaging and transportation costs.  
The specified length and width correspond to the external dimensions.

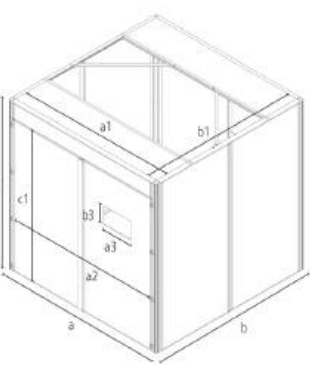
Recommended table sizes

The work surface should be positioned at least 600 mm from the cell wall for a power output of 1,5 kW and at least 700 mm for a power output of 3 kW.

Laser welding cell 2480x2480 mm: recommended for welding tables up to 1200x1200 mm

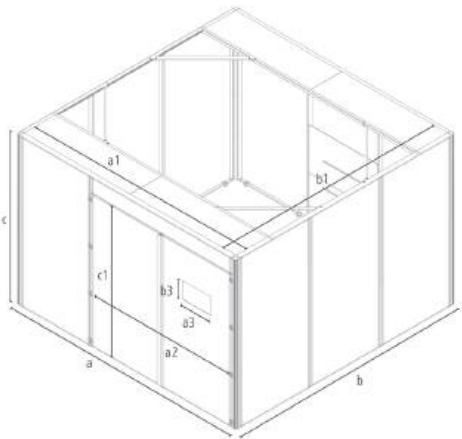
Laser welding cell 3680x3680 mm: recommended for welding tables up to 2400x1200 mm

Laser welding cell 4880x3680 mm: recommended for welding tables up to 3000x1500 mm



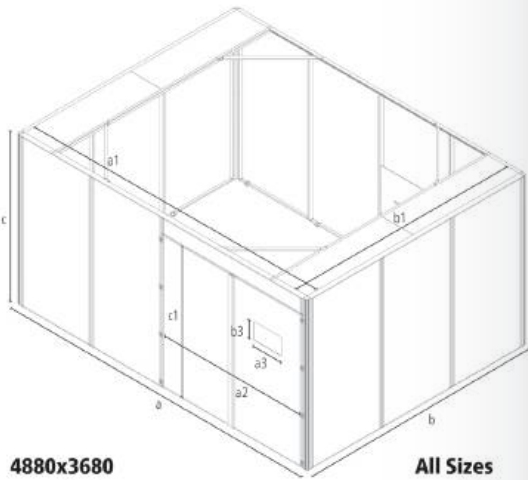
**2480x2480**

a = 2540 mm  
b = 2570 mm  
a1 = 2480 mm  
b1 = 2480 mm



**3680x3680**

a = 3740 mm  
b = 3770 mm  
a1 = 3680 mm  
b1 = 3680 mm



**4880x3680**

a = 4940 mm  
b = 3770 mm  
a1 = 4880 mm  
b1 = 3680 mm

**All Sizes**

c = 2520 mm  
c1 = 2240 mm  
a2 = 2370 mm  
a3 = 470 mm  
b3 = 275 mm



You can find more information and accessories for these products online.




www.siegmund.com/  
lasercell

Laser welding cell modular with roof

- closed roof with connection option for welding fume extraction (Ø 200 mm)
- maximum safety thanks to reliable protection against scattered radiation and reflections
- spacious work area with an extra-wide double door (2370x2240 mm)
- side walls made of 4 mm aluminum composite panels (Color: RAL 9006)
- profiles made of black anodized aluminum
- laser protection window made of 3 mm high-quality polycarbonate
- CE compliant (safety component) and certified according to DIN EN 60825-4





**Laser welding cell modular with roof**


quick and easy startup thanks to pre-assembled side panels, incl. ground anchoring for a stable stand, wall with passive ventilation opening, approved for a maximum laser power of 3 kW, Roof made of aluminum composite panels

162228

		L (a)	B (b)	H (c)	G	
2-2424.LC.MR	2480x2480	2540 mm	2570 mm	2520 mm	246 kg	upon request •
2-3636.LC.MR	3680x3680	3740 mm	3770 mm	2520 mm	389 kg	upon request •
2-4836.LC.MR	4880x3680	4940 mm	3770 mm	2520 mm	462 kg	upon request •

Plus packaging and transportation costs.  
The specified length and width correspond to the external dimensions.

Product recommendation




**Extension wall 1200 for laser welding cell modular**

to expand the laser welding cell by 1200 mm, Delivery contents: 2x Wall element, Fastening material, extension for laser welding cell with roof available on request

162228

	L (a)	H (c)	G	
2-1212.LC.MW	1200 mm	2520 mm	43 kg	upon request •

Other products, such as a safety package, larger laser protection windows, lighting, or cells in U-shape or L-shape, are available upon request.





# MATCHING YOUR LASER WELDING CELL

## Unique welding tables from Siegmund

Our welding and clamping tables stand for the highest quality, durability and precision. With precise workmanship, excellent repeatability and a perfectly coordinated modular system, you can work efficiently and comfortably. For particularly high demands, we exclusively offer welding tables made of tool steel X8.7 and X8.8. These tool steels are characterized by an exceptionally high base hardness, which is crucial for the outstanding impact resistance and long service life of a welding table.

- ✓ Durable high wear resistant surfaces
- ✓ Safe holding of workpieces during processing
- ✓ No welding distortion
- ✓ High precision and repeatability
- ✓ Versatile clamping options through boreholes



Discover more products online or in our catalog!

[www.siegmund.com/flyers-catalogs](http://www.siegmund.com/flyers-catalogs)



## Our recommendation for your laser welding cell: Siegmund Workbench

The Siegmund workbench combines the stability and versatility of a classic workbench with the strengths of our welding tables and the extensive modular system. Thanks to the plasma-nitrided, high-precision steel plate, it impresses with its durability, resilience and a scratch-proof, corrosion-resistant surface. Highly precise boreholes ensure maximum functionality – making it ideal for demanding tasks in any workshop.

- ✓ Frame made of sturdy aluminum profiles in the exclusive Siegmund wave design
- ✓ Durable high wear resistant surfaces
- ✓ Flexibility through borehole grid
- ✓ individually expandable



[www.siegmund.com/workbench](http://www.siegmund.com/workbench)



## Complete your workplace with suitable accessories


- ✓ stable squares and stops
- ✓ high-quality clamps
- ✓ functional prisms and extensions
- ✓ practical drawers
- ✓ and much more



[www.siegmund.com/accessories](http://www.siegmund.com/accessories)



# siegmund



**Find our exhibition  
calendar at:**

**[www.siegmund.com/F-exhibition](http://www.siegmund.com/F-exhibition)**




**Producer:**

**Bernd Siegmund GmbH**

Landsberger Str. 180  
86507 Oberottmarshausen  
Germany (Bavaria)  
Phone +49 8203 96 07-0  
[info@siegmund.com](mailto:info@siegmund.com)  
[siegmund.com](http://siegmund.com)

**Your distributor:**



All prices on request. Technical data are subject to change. Resale reserved. Our Terms and Conditions of Sale strictly apply. Subject to price changes and printing errors.

All texts, pictures and design elements are copyrighted by the Bernd Siegmund GmbH. No part of this catalog may be edited analogously or digital or in another mode, may be duplicated or published out of the catalog without written approval of the legal owner. Offences are prosecuted.  
© 2025 Bernd Siegmund GmbH