



Drilling



Reaming



Burnishing



Threading



Specials



Wohlhaupter®

▶ *BORING*

Special Boring Solutions

SECTION

B10-K

Special Boring Solutions

Wohlhaupter® Special Boring Solutions



Special Design Tooling

When it comes to special solutions for customers, Wohlhaupter has unique capabilities to effectively design and develop special boring tools. Our special boring tools are designed for specific machines, processes, and materials to help you save time and money.

If you have a particularly unique or difficult application, contact our Application Engineering team.

email: engineering.eu@alliedmachine.com

Your safety and the safety of others is very important. This catalogue contains important safety messages. Always read and follow all safety precautions.



This triangle is a safety hazard symbol. It alerts you to potential safety hazards that can cause tool failure and serious injury.

When you see this symbol in the catalogue, look for a related safety message that may be near this triangle or referred to in the nearby text.

There are safety signal words also used in the catalogue. Safety messages follow these words.

WARNING

WARNING (shown above) means that failure to follow the precautions in this message could result in tool failure and serious injury.

NOTICE means that failure to follow the precautions in this message could result in damage to the tool or machine but not result in personal injury.

NOTE and **IMPORTANT** are also used. These are important that you read and follow but are not safety-related.

Visit www.alliedmachine.com for the most up-to-date information and procedures.

Applicable Industries



Aerospace



Agriculture



Automotive



Firearms



General
Machining



Oil & Gas



Renewable
Energy

Wohlhaupter® Special Boring Solutions Table of Contents

Special Tooling Solutions

ES-Bore Fine Boring Lay Down Cartridge	2
EK Groover Lay Down Cartridge	3
Anti-Vibration Multistep Boring Tool	4
OD Turning Tool Padded Line Boring Tool	5
3E ^{TECH+} Special Tools	6
DigiBore Special Boring Tools	7
Combi-Line Special Boring Tool	8

Online Tools	9
-------------------------------	---

ES-Bore Fine Boring Lay Down Cartridge

A

B

C

D

E

F

G

H

I

J

K

L

M

DIGITAL ES-BORE WITH ADAPTER PLATE



NOTE: ES-Bore digital fine boring cartridges must be used with the new 3E^{TECH+} and adapter plate. The ES-Bore cannot be used with 3E^{TECH}.

NOTE: 3E^{TECH+} adjustment accuracy of 0.001 mm on diameter

ANALOG ES-BORE



LAY DOWN CARTRIDGES

ES-BORE

- ▶ Mounts to custom designed boring tools
- ▶ Available with digital 3E^{TECH+} or analog adjustment
- ▶ Accurate adjustments with easy-to-use settings
- ▶ Versatility in many different application types over 1.102" (28.00 mm)



GROOVING TOOLS

EK GROOVER

- ▶ Create complex grooves faster and deeper than ever before
- ▶ Eliminate chatter in hard-to-reach internal forms
- ▶ The electronically-controlled insert release can be adapted to most machine tools
- ▶ Single or double grooving in one operation

ROUGH BORING TOOLS

LAY DOWN CARTRIDGE

- ▶ Increase the productivity of your roughing tool while protecting your investment
- ▶ If the tool is ever damaged, simply replace a cartridge and resume making chips



SPECIAL BORING TOOLS
ANTI-VIBRATION

- ▶ Vibration dampening rings
- ▶ Optimized tool weight
- ▶ Used to reduce harmonic vibration in deeper boring applications



SPECIAL BORING TOOLS
MULTISTEP BORING TOOL

- ▶ Fine adjustment tool for reverse machining
- ▶ Combined with multidiameter fine adjustable cartridges for finish machining



SPECIAL BORING TOOLS

OD TURNING TOOLS

- ▶ Multistep OD turning
- ▶ Drastically reduce cycle time
- ▶ Improve surface finish and feature concentricity

SPECIAL BORING TOOLS

PADDED TOOLING

- ▶ Aids in stable part processing
- ▶ Expands length to diameter capabilities
- ▶ Improves surface finish
- ▶ Pads are replaceable to extend tool life



NOTE: 3E^{TECH+} adjustment accuracy of 0.001 mm on diameter



NOTE: 3E^{TECH+} adjustment accuracy of 0.001 mm on diameter

3E^{TECH+} BORING TOOL

MULTISTEP BORING TOOL

- ▶ Easy diameter adjustments with 3E^{TECH+}
- ▶ One digital readout module to use on all steps

3E^{TECH+} BORING TOOL

LINE BORING TOOL

- ▶ One digital readout module used on all steps
- ▶ Easy diameter adjustment at the machine spindle

DigiBore Special Boring Tools



NOTE: Metric item pictured
NOTE: Digital adjustment accuracy of 0.002 mm on diameter



NOTE: Metric item pictured
NOTE: Digital adjustment accuracy of 0.002 mm on diameter

FINISH BORING TOOLS

DIGIBORE WITH 249 (248)

- ▶ Standard DigiBore head, standard 249 (248) head, and special slide for precise two-step bore
- ▶ MVS connection

FINISH BORING TOOLS

DIGIBORE SPECIAL

- ▶ Standard DigiBore boring head with OD turn and OD chamfer insert holder
- ▶ MVS connection

Combi-Line Special Boring Tool

A

B

C

D

E

F

G

H

I

J

K

L

M



ROUGH, FINISH, and CHAMFER BORING TOOLS

COMBI-LINE

- ▶ Standard Combi-Line tooling with added chamfer cartridge
- ▶ MVS connection

INDEX

Online Tools

ToolMD® | Wohlhaupter® Boring Insert Selector

ToolMD®

www.toolmd.com


Design Your Own Solutions

ToolMD is a configurator for Wohlhaupter modular tooling systems that allows customers to virtually build their own solution. This online-based simulator puts the entire Wohlhaupter product line at your fingertips. It provides a digital bank of every individual part that Wohlhaupter manufactures in either inch or metric.

Once you select a component, you will be guided by a series of user-friendly prompts to select the next components until you have built your tooling system. Throughout the process, you can monitor the size of your custom tool and ensure what you're building matches your real-life specifications. Once a complete system is virtually assembled, the program will render the tool in either a 2D or 3D drawing to view on your device.


Designing your tools with ToolMD saves you time and allows you to instantly obtain the right tool for the job.




 Design anytime from anywhere.
Available online 24/7.

WOHLHAUPTER® | Boring Insert Selector

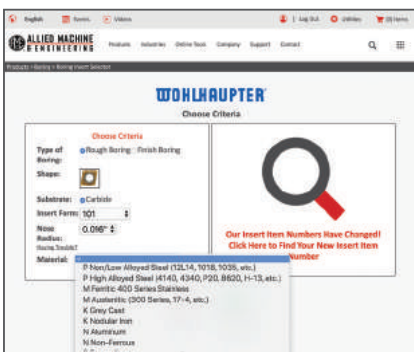
www.alliedmachine.com/bis



- Generate the correct boring insert for your application in just six easy steps



- Search for your new insert item number by entering your old item number



- Choose type, shape, substrate, insert form, nose radius, and workpiece material
- Order easily by adding the item to your cart

A
B
C
D
E
F
G
H
I
J
K
L
M
INDEX

Guaranteed Test / Demo Application Form

Distributor PO #	
------------------	--

The following must be filled out completely before your test will be considered

IMPORTANT: For processing, send Purchase Order to your Allied Field Sales Engineer (FSE). Please clearly mark the paperwork as "Test Order."

Distributor Information

Company Name: _____
 Contact: _____
 Account Number: _____
 Phone: _____
 Email: _____

End User Information

Company Name: _____
 Contact: _____
 Industry: _____
 Phone: _____
 Email: _____

Current Process List all tooling, coatings, substrates, speeds and feeds, tool life, and any problems you are experiencing

Test Objective List what would make this a successful test (i.e. penetration rate, finish, tool life, hole size, etc.)

Application Information

Hole Diameter: _____ in/mm	Tolerance: _____	Material: _____ (4150 / A36 / Cast Iron / etc.)
Pre-existing Diameter: _____ in/mm	Depth of Cut: _____ in/mm	Hardness: _____ (BHN / Rc)
Required Finish: _____ RMS		State: _____ (Casting / Hot rolled / Forging)

Machine Information

Machine Type: _____ (Lathe / Screw machine / Machine center / etc.)	Builder: _____ (Haas, Mori Seiki, etc.)	Model #: _____
Shank Required: _____ (CAT50 / Morse taper, etc.)		Power: _____ HP/KW
Rigidity: _____	Orientation: _____	Tool Rotating: _____
<input type="checkbox"/> Excellent	<input type="checkbox"/> Vertical	<input type="checkbox"/> Yes
<input type="checkbox"/> Good	<input type="checkbox"/> Horizontal	<input type="checkbox"/> No
<input type="checkbox"/> Poor		Thrust: _____ lbs/N

Coolant Information

Coolant Delivery: _____ (Through tool / Flood)	Coolant Pressure: _____ PSI / bar
Coolant Type: _____ (Air mist, oil, synthetic, water soluble, etc.)	Coolant Volume: _____ GPM / LPM

Requested Tooling

QTY	Item Number

QTY	Item Number

engineering.eu@alliedmachine.com

Allied Machine & Engineering Co. (Europe) Ltd
 93 Vantage Point, Pensnett Estate,
 Kingswinford, DY6 7FR, United Kingdom

+44 (0)1384 400 900
www.alliedmachine.com



ALLIED MACHINE & ENGINEERING



WOHLHAUPTER
 Holmaking Solutions for Today's Manufacturing



**ALLIED MACHINE
& ENGINEERING**

Warranty Information



Allied Machine & Engineering (“Allied Machine”) warrants to original equipment manufacturers, distributors, industrial and commercial users of its products for one year from the original date of sale that each new product manufactured or supplied by Allied Machine shall be free from defects in material and workmanship.

Allied Machine’s sole and exclusive obligation under this warranty is limited to, at its option, without additional charge, replacing or repairing this product or issuing a credit. For this warranty to be applied, the product must be returned freight prepaid to the plant designated by an Allied Machine representative and which, upon inspection, is determined by Allied Machine to be defective in material and workmanship.

Complete information as to operating conditions, machine, setup, and the application of cutting fluid should accompany any product returned for inspection. This warranty shall not apply to any Allied Machine products which have been subjected to misuse, abuse, improper operating conditions, improper machine setup or improper application of cutting fluid or which have been repaired or altered if such repair or alteration, in the judgement of Allied Machine, would adversely affect the performance of the product.

THIS WARRANTY IS IN LIEU OF ALL OTHER WARRANTIES, EXPRESS OR IMPLIED, INCLUDING ANY IMPLIED WARRANTY OF MERCHANTABILITY OR FITNESS FOR A PARTICULAR PURPOSE. Allied Machine shall have no liability or responsibility for any claim, whether in contract, tort or otherwise, for any loss or damage arising out of, connected with, or resulting from the manufacture, sale, delivery or use of any product sold hereunder, in excess of the cost of replacement or repair as provided herein.

Allied Machine shall not be liable in contract or in tort (including, without limitation, negligence, strict liability or otherwise) for economic losses of any kind or for any special, incidental, indirect, consequential, punitive or exemplary damages arising in any way out of the performance of, or failure to perform this agreement.

ALL PRICES, DELIVERIES, DESIGNS, AND MATERIALS ARE SUBJECT TO CHANGE WITHOUT NOTICE.



Allied Machine & Engineering Co. Europe Ltd. is registered to ISO 9001:2015 by bsi.



Allied Machine & Engineering is registered to ISO 9001:2015 by DQS



Wohlhaupter GmbH is registered to ISO 9001:2015 by QA TECHNIC

Europe

Allied Machine & Engineering Co. (Europe) Ltd.

93 Vantage Point
Pensnett Estate
Kingswinford
West Midlands
DY6 7FR England

Phone:

+44 (0) 1384.400900

Wohlhaupter GmbH

Maybachstrasse 4
Postfach 1264
72636 Frickenhausen
Germany

Phone:

+49 (0) 7022.408.0

Fax:

+49 (0) 7022.408.212

United States

Allied Machine & Engineering

120 Deeds Drive
Dover OH 44622
United States

Phone:

+1.330.343.4283

Fax:

+1.330.602.3400

Toll Free USA and Canada:

800.321.5537

Toll Free USA and Canada:

800.223.5140

Allied Machine & Engineering

485 W Third Street
Dover OH 44622
United States

Phone:

+1.330.343.4283

Fax:

+1.330.364.7666
(Engineering Dept.)

Toll Free USA and Canada:

800.321.5537

Asia

Wohlhaupter India Pvt. Ltd.

B-23, 3rd Floor
B Block Community Centre
Janakpuri, New Delhi - 110058
India

Phone:

+91 (0) 11.41827044

Your local Allied Machine representative:

www.alliedmachine.com

Allied Machine & Engineering Co. (Europe) Ltd is registered to **ISO 9001:2015** by bsi.

Allied Machine & Engineering is registered to **ISO 9001:2015** by DQS

Wohlhaupter GmbH is registered to **ISO 9001:2015** by QTA TECHNIC



Copyright © 2023 Allied Machine & Engineering Corp. All rights reserved.
All trademarks designated with the ® symbol are registered in the United States and other countries.

Available Online Only
Publish Date: October 2023