

The World Depends on Sensors and Controls



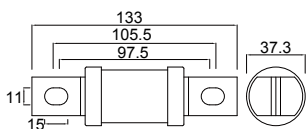
AUTORYZOWANY DYSTRYBUTOR



• • • •
Fuses

DC Fuses for EV, Energy Storage & Charger

ST381001 Series



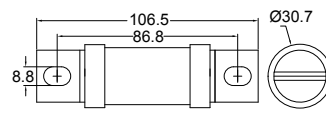
VOLTAGE: 1000VDC

I.R.: 50kA@1000Vdc

AMPERE: 250A~350A

TERMINAL: CT/VT(M10)

ST301001 Series



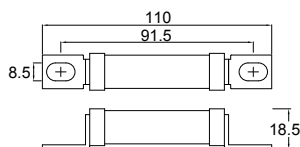
VOLTAGE: 1000VDC

I.R.: 50kA@1000Vdc

AMPERE: 100A~200A

TERMINAL: CT(M8)

ST181001 Series



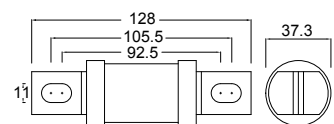
VOLTAGE: 1000VDC

I.R.: 50kA@1000Vdc

AMPERE: 40A~80A

TERMINAL: BT(M8)

ST380801 Series



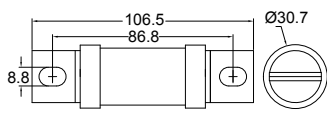
VOLTAGE: 800VDC

I.R.: 20kA@800Vdc

AMPERE: 150A~400A

TERMINAL: CT(M100)

ST300801 Series



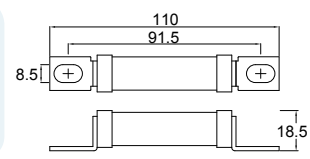
VOLTAGE: 800VDC

I.R.: 10kA@800Vdc

AMPERE: 60A~200A

TERMINAL: CT(M8)

ST180801 Series



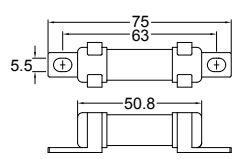
VOLTAGE: 800VDC

I.R.: 10kA@800Vdc

AMPERE: 50A~100A

TERMINAL: BT(M8)

ST140801 Series



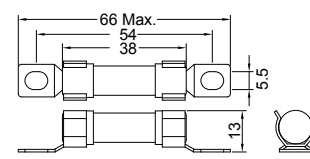
VOLTAGE: 800VDC

I.R.: 10kA@800Vdc

AMPERE: 5A~40A

TERMINAL: BT(M5/M6)

ST100801 Series



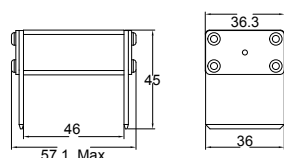
VOLTAGE: 800VDC

I.R.: 10kA@800Vdc

AMPERE: 5A~30A

TERMINAL: AP/BP/CP(M5)/UT(M5)

STMSD01



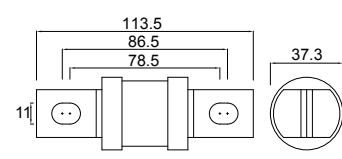
VOLTAGE: 750VDC

I.R.: 200A~350A 20kA@700Vdc

AMPERE: 200A~400A

400A 20kA@600Vdc

ST3850F



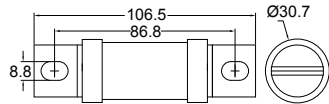
VOLTAGE: 700VDC

I.R.: 20kA@700Vdc

AMPERE: 250A~400A

TERMINAL: CT(M10)

ST300702 Series



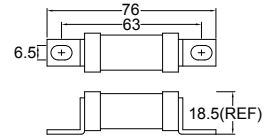
VOLTAGE: 700VDC

I.R.: 10kA@700Vdc

AMPERE: 50A~200A

TERMINAL: CT(M8)

ST180702 Series



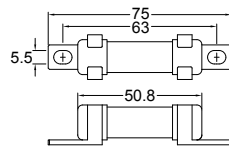
VOLTAGE: 700VDC

I.R.: 10kA@700Vdc

AMPERE: 5A~100A

TERMINAL: BT(M6/M8)/HT(M10)

ST140701 Series



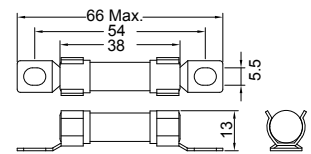
VOLTAGE: 700VDC

I.R.: 10kA@700Vdc

AMPERE: 5A~50A

TERMINAL: BT(M5/M6)

ST100701 Series



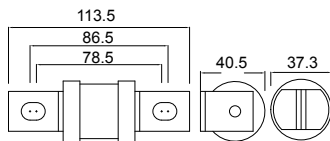
VOLTAGE: 700VDC

I.R.: 10kA@700Vdc

AMPERE: 5A~32A

TERMINAL: AP/BP/CP(M5)/UT(M5)

ST3850 Series



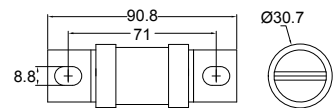
VOLTAGE: 500VDC

I.R.: 10kA@500Vdc

AMPERE: 200A~400A

TERMINAL: BT(M10)/CT(M10)

ST3050 Series



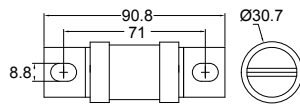
VOLTAGE: 500VDC

I.R.: 20kA@500Vdc

AMPERE: 60A~300A

TERMINAL: CT(M8)

ST3050F Series



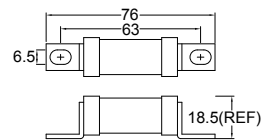
VOLTAGE: 500VDC

I.R.: 20kA@500Vdc

AMPERE: 100A~400A

TERMINAL: CT(M8)

ST180502 Series



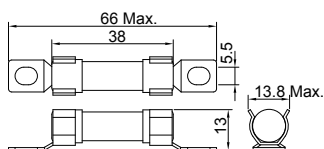
VOLTAGE: 500VDC

I.R.: 10kA@500Vdc

AMPERE: 10A~150A

TERMINAL: BT(M5/M8)/HT(M10)

ST100501 Series



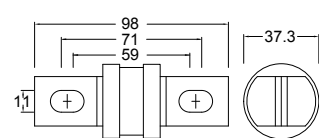
VOLTAGE: 500VDC

I.R.: 10kA@500Vdc

AMPERE: 5A~50A

TERMINAL: AP/BP/CP(M5)/UT(M5)

ST3835 Series



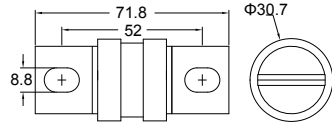
VOLTAGE: 250VDC

I.R.: 10kA@250Vdc

AMPERE: 200A~500A

TERMINAL: CT(M10)

ST3030 Series



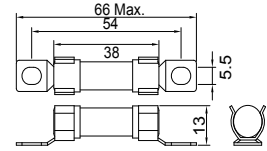
VOLTAGE: 200VDC

I.R.: 20kA@200Vdc

AMPERE: 100A~400A

TERMINAL: CT(M8)

ST100201 Series



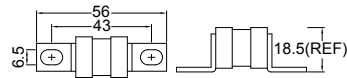
VOLTAGE: 200VDC

I.R.: 15kA@200Vdc

AMPERE: 5A~60A

TERMINAL: AP/BP/CP(M5)/UT(M5)

ST182501 Series



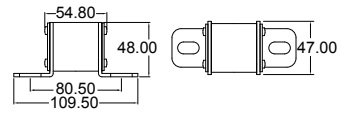
VOLTAGE: 150VDC

I.R.: 20kA@150Vdc

AMPERE: 50A~20A

TERMINAL: BT(M6)

STA4304 Series

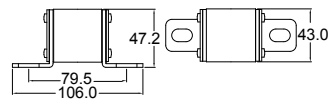


VOLTAGE: 500VDC

I.R.: 20kA@500VDC

AMPERE: 450A ~ 700A

ST4303 Series

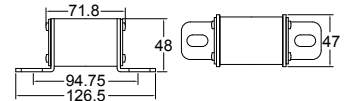


VOLTAGE: 750VDC

I.R.: 20kA@750VDC

AMPERE: 500A ~ 630A

ST4302 Series

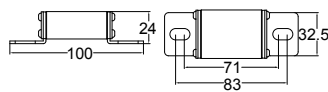


VOLTAGE: 750VDC

I.R.: 20kA@750VDC

AMPERE: 500A/600A

ST372101 Series

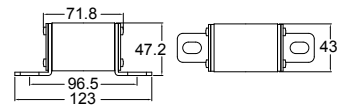


VOLTAGE: 750VDC

I.R.: 50kA@750VDC

AMPERE: 250A ~ 400A

ST4305 Series

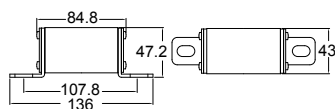


VOLTAGE: 1000VDC

I.R.: 20kA@1000VDC

AMPERE: 350A ~ 500A

ST4315 Series



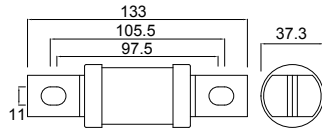
VOLTAGE: 1500VDC

I.R.: 30kA@1500VDC

AMPERE: 160A ~ 300A

High Speed Fuses for Industrial Power Supply and UPS

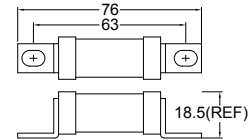
ST380701 Series



VOLTAGE: 700VAC/DC
AMPERE: 125A~400A

I.R.: 50kA@700Vac
50kA@700Vdc

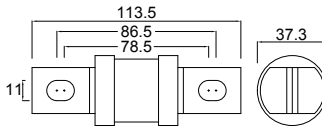
ST180701 Series



VOLTAGE: 700VAC/DC
AMPERE: 5A~100A

I.R.: 50kA@700Vac
50kA@700Vdc

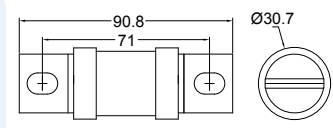
ST380501 Series



VOLTAGE: 500VAC/DC
AMPERE: 250A~400A

I.R.: 50kA@500Vac
50kA@500Vdc

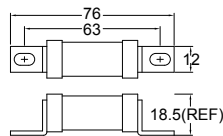
ST300501 Series



VOLTAGE: 500VAC/DC
AMPERE: 100A~200A

I.R.: 50kA@500Vac
50kA@500Vdc

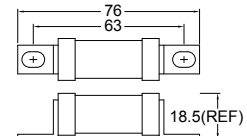
ST180501 Series



VOLTAGE: 500VAC/DC
AMPERE: 35A~100A

I.R.: 50kA@500Vac
50kA@500Vdc

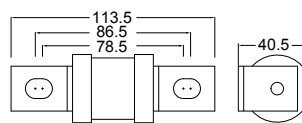
STHET Series BS88-4



VOLTAGE: 690VAC/500VDC
AMPERE: 40A~100A

I.R.: 50kA RMS Sym.
10kA@500Vdc

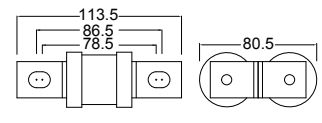
STHFM Series BS88-4



VOLTAGE: 690VAC/500VDC
AMPERE: 160A~350A

I.R.: 50kA RMS Sym.
10kA@500Vdc

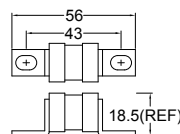
STHFMM Series BS88-4



VOLTAGE: 690VAC/500VDC
AMPERE: 400A~700A

I.R.: 50kA RMS Sym.
10kA@500Vdc

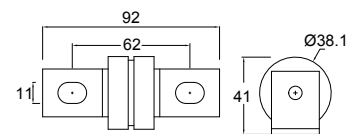
STLET Series BS88-4



VOLTAGE: 240VAC/150VDC
AMPERE: 25A~180A

I.R.: 50kA RMS Sym.
10kA@150Vdc

STLMT Series BS88-4

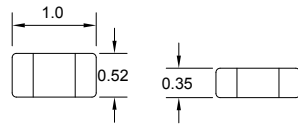


VOLTAGE: 240VAC/150VDC
AMPERE: 25A~400A

I.R.: 50kA RMS Sym.
10kA@150Vdc

SMD Fuses for Electronic Device & Battery

ST040201 Series 0402, Fast Acting

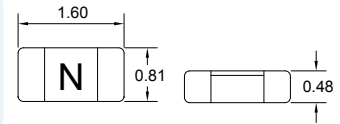
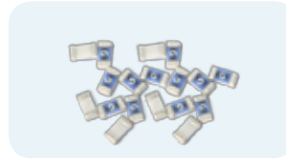


VOLTAGE: 32VDC

I.R.: 200mA~4A 35A@32Vdc

AMPERE: 200mA~4A

ST060301 Series 0603, Fast Acting

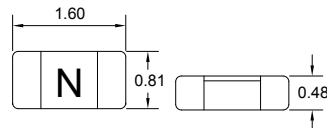


VOLTAGE: 32VDC

I.R.: 250mA~8A 50A@32Vdc

AMPERE: 250mA~8A

ST060302 Series 0603, Slow Blow

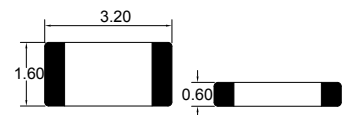


VOLTAGE: 32VDC

I.R.: 1A~8A 50A@32Vdc

AMPERE: 1A~8A

ST120601 Series 1206, Fast Acting



VOLTAGE: 24V~72VDC

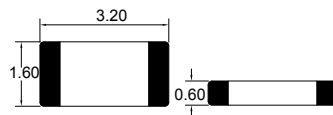
I.R.: 250mA~30A 50A@72Vdc

AMPERE: 250mA~30A

4.5A~7A 50A@32Vdc

8A~30A 300A@24Vdc

ST120602 Series 1206, Slow Blow



VOLTAGE: 24V~72VDC

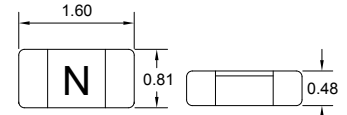
I.R.: 630mA~4A 50A@72Vdc

AMPERE: 630mA~30A

4.5A~7A 50A@32Vdc

8A~30A 300A@24Vdc

ST060303 Series 0603, Fast Acting

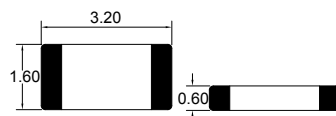


VOLTAGE: 63VDC

I.R.: 250mA~5A 50A@63Vdc

AMPERE: 250mA~5A

ST120603 Series 1206, Slow Blow



VOLTAGE: 32V~72VDC

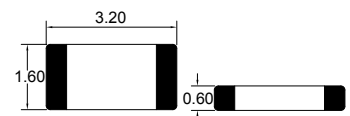
I.R.: 4.5A~7A 50A@32V/72Vdc

AMPERE: 4.5A~30A

8A~20A 150A@32V/48Vdc

25A~30A 150A@32V/36Vdc

ST120604 Series 1206, Line Voltage



VOLTAGE: 125VAC 32V~125VDC

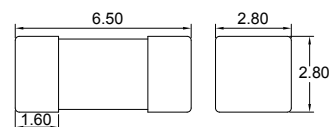
I.R.: 250mA~3A 50A@125Vdc

AMPERE: 250mA~20A

3.5A~7A 50A@72Vdc

I.R.: 250mA~1.5A 50A@125Vac 8A~20A 150A@48Vdc

ST241002 Series

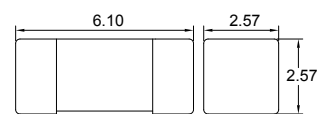


VOLTAGE: 125VAC/DC

I.R.: 50A

AMPERE: 250mA~7A

ST241003 Series 6125, Fast Acting



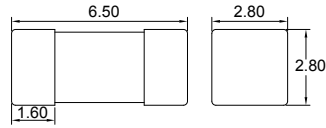
VOLTAGE: 125VAC/DC

I.R.: 500mA~15A 50A@125Vac

AMPERE: 500mA~15A

250mA~15A 50A@125Vdc

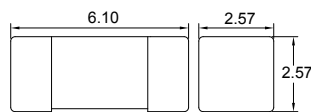
ST241004 Series 6125, Time Delay



VOLTAGE: 250VAC I.R.: 250mA~2A 100A@250Vac
AMPERE: 500mA~2A

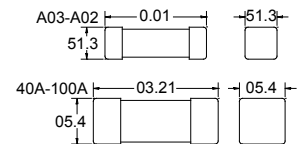
SMD Fuses for High Power Application

ST241001 Series 6125, High Current



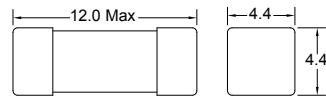
VOLTAGE: 72VDC I.R.: 20A~30A 500A@72Vdc
AMPERE: 20A~30A

STPB001 Series 1245, High Current



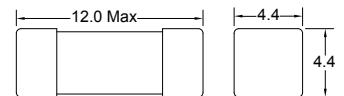
VOLTAGE: 125~250VAC I.R.: 20A~25A 150A@125/250Vac 40A~100A 1000A@72Vdc
32~80VDC 20A~40A 500A@72Vdc 20A~30A 800A@80Vdc
AMPERE: 20A~100A 50A~100A 500A@125Vac 40A~60A 1000A@80Vdc

ST104001 Series 1040, Fast Acting



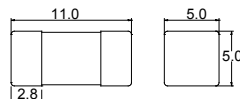
VOLTAGE: 250~350VAC/DC I.R.: 500mA~6.3A 150A@350Vac
AMPERE: 500mA~6.3A 500mA~6.3A 100A@250Vdc
I.R.: 500mA~6.3A 150A@250Vac 500mA~6.3A 100A@350Vdc

ST104002 Series 1040, Fast Acting



VOLTAGE: 250~350VAC/DC I.R.: 2A~3.15A 150A@350Vac
AMPERE: 2A~3.15A 2A~3.15A 100A@250Vdc
I.R.: 2A~3.15A 150A@250Vac 2A~3.15A 100A@350Vdc

ST114501 Series



VOLTAGE: 450-500VDC I.R.: 1A~3.15A 500Vdc@100A 1A~3.15A 350Vdc@1.5KA
AMPERE: 1A~5A 1A~3.15A 350Vac@100A 4A/5A 450Vdc@100A
4A/5A 125Vdc@1.5KA 4A/5A 350Vac@100A

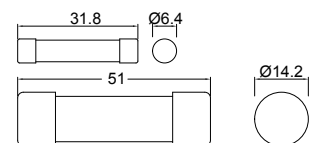
Cartridge Fuses for DMI

ST510 Series 5x20mm, Fast Acting



VOLTAGE: 600VAC I.R.: 200mA~20A 200A@600Vac
AMPERE: 200mA~20A 100mA~1A 1000A@600Vac

ST610 Series 3AB, 6x32mm, DMI

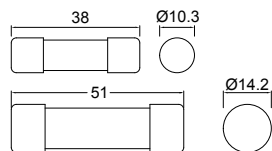


VOLTAGE: 600VAC/DC I.R.: 200mA~12A 10kA@600Vac
AMPERE: 200mA~12A 200mA~1A 10kA@600Vdc

10x38 Midget Fuse

10x38

ST100601 Series 10x38, Fast Acting



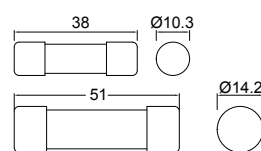
VOLTAGE: 600VAC/DC

I.R.: 2A~30A 50kA@600Vac

AMPERE: 2A~30A

2A~30A 50kA@600Vdc

STC10G Series 10x38, gG



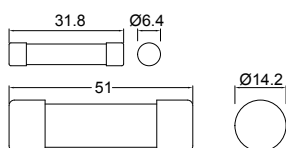
VOLTAGE: 400V~500VAC

I.R.: 0.5A-25A 50kA@500Vac

AMPERE: 0.5A- 32A

32A 50kA@400Vac

ST620 Series 3AB, 6x32mm, DMI



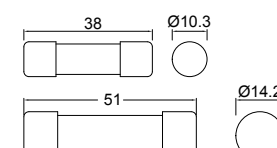
VOLTAGE: 1000VAC/DC

I.R.: 200mA~3A 10kA@1000Vac

AMPERE: 200mA~3A

200mA~3A 10kA@1000Vdc

ST110 Series 10X38, DMI



VOLTAGE: 1000VAC/DC

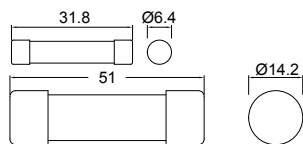
I.R.: 440mA~15A 30kA@1000Vac

AMPERE: 440mA~15A

440mA~15A 30kA@1000Vdc

Cartridge Fuses for Industrial Power

ST650 Series 6x32mm, High Power



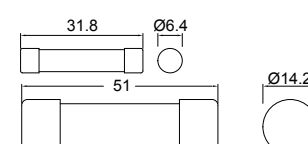
VOLTAGE: 250VAC/150VDC

I.R.: 10A~50A 1000A@250Vac

AMPERE: 10A~50A

10A~50A 1000A@150Vdc

ST660 Series 6x32mm, High Voltage/energy



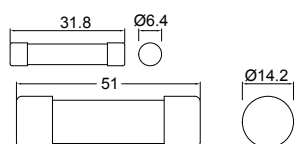
VOLTAGE: 500VAC/DC

I.R.: 10A~30A 30kA@500Vac

AMPERE: 10A~30A

15A~30A 20kA@500Vdc

ST670 Series 6x32mm, High Power



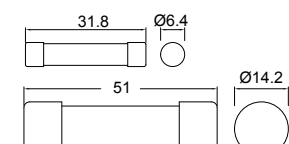
VOLTAGE: 500VAC/DC

I.R.: 10A~30A 1000A@500Vac

AMPERE: 10A~30A

10A~30A 1000A@500Vdc

ST680 Series 6x32mm, High Inrush



VOLTAGE: 500VAC/DC

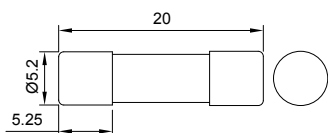
I.R.: 15A~30A 1000A@500Vac

AMPERE: 15A~30A

15A~30A 1000A@500Vdc

Cartridge Fuses for HVDC, Air Conditioner & Household Appliances

ST520 Series 5x20mm, IEC TD



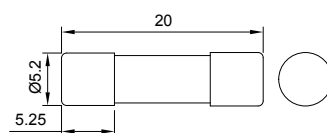
VOLTAGE: 600VAC 400V/500VDC

I.R.: 500mA~20A 200A@600Vac

AMPERE: 500mA~20A

500mA~10A 2000A@400Vdc
12A~20A 300A@500Vdc

ST530 Series 5x20mm, Fast Acting



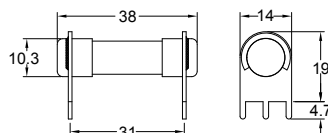
VOLTAGE: 400V/500VDC

I.R.: 500mA~10A 2000A@400Vdc

AMPERE: 500mA~20A

12A~20A 300A@500Vdc

ST100502 10x38mm



VOLTAGE: 250V/500VAC

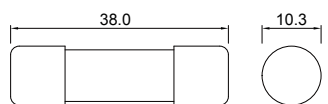
I.R.: 31.5A-50A 1500A@500Vac

AMPERE: 31.5A~80A

80A 2500A@250Vac

Photovoltaic and Telecom Protection

ST110PV Series 10x38, gPV



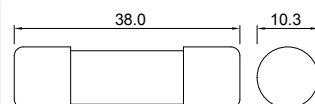
VOLTAGE: 1000VDC

I.R.: 1A~15A 10kA@1000Vdc

AMPERE: 1A~30A

1A~30A 30kA@1000Vdc

STA10gPV Series 10x38, gPV



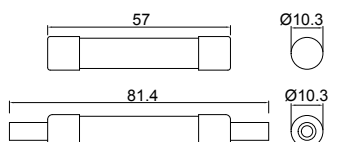
VOLTAGE: 1000VDC

I.R.: 9A - 15A 30kA@1000Vdc

AMPERE: 9A ~20A

20A 20kA@1000Vdc

ST10LgPV Series 10x57, gPV

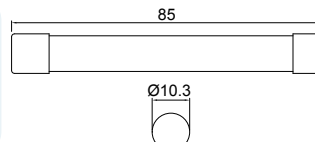


VOLTAGE: 1500VDC

I.R.: 2.5A~6A 10kA@1500Vdc

AMPERE: 2.5A~6A

ST10XLgPV Series 10x58, gPV

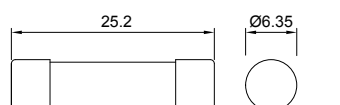


VOLTAGE: 1500VDC

I.R.: 2A~15A 30kA@1500Vdc

AMPERE: 2A~15A

ST062501 Series 6x25, Telecom



VOLTAGE: 75VDC

I.R.: 5A~50A 2500A@75Vdc

AMPERE: 5A~50A

Fuse Accessory

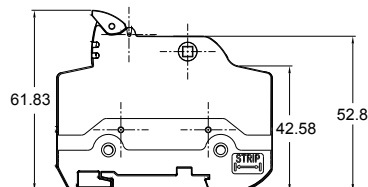
STPVH1U 10x38 PV Fuse Holder



VOLTAGE: 600V/1000VDC

Fuse Siz: 10X38

AMPERE: 30A Max.



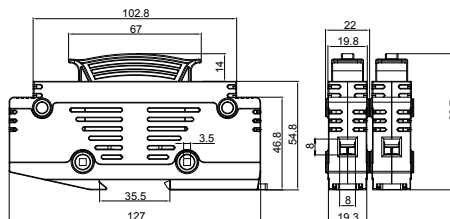
STPVH10XL1U 10x85 PV Fuse Holder



VOLTAGE: 700V/1500VDC

Fuse Siz: 10X85

AMPERE: 30A Max.



STMH1P/STMH3P Fuse Holder for EV Application

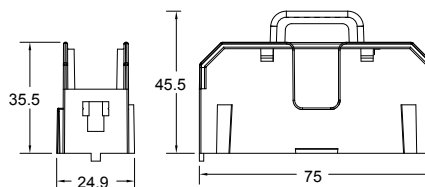


VOLTAGE: 700VDC

Fuse Siz: 10X38

AMPERE: 1~40A

TERMINAL M5



STMH14H1P Fuse Holder for EV Application

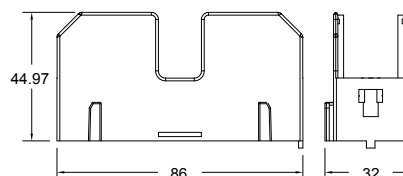


VOLTAGE: 700VDC

Fuse Siz: 14X51

AMPERE: 1~50A

TERMINAL M5





oferta pozostała: <https://no-el.pl/oferta/>

