



KOREA DEFENSE INDUSTRY ASSOCIATION

Contents.

1 About KDIA

2 History

3 Organizational Chart

4 Roles & Activities

5 Korean Defense Industries

Part 1, *About KDIA?*



ABOUT KDIA

Mission

Established in 1976, KDIA is a semi-governmental organization representing over 600 Defense and security related companies based in Korea. KDIA supports its members to enhance industrial competitiveness and international cooperation efforts by closely working with related Government and research agencies.

KDIA aims to enable dialogue between the industry and various stakeholders, including Ministry of National Defense, Defense Acquisition Program Administration, Agency for Defense Development and Korea Research Institute for Defense Technology



Korea Defense Industry Association

VISION 2530



Vision

To expand defense export to **\$4 billion** by 2025

Increase operating capabilities by **30%**



Core Values

Challenge

Communication

Creativity

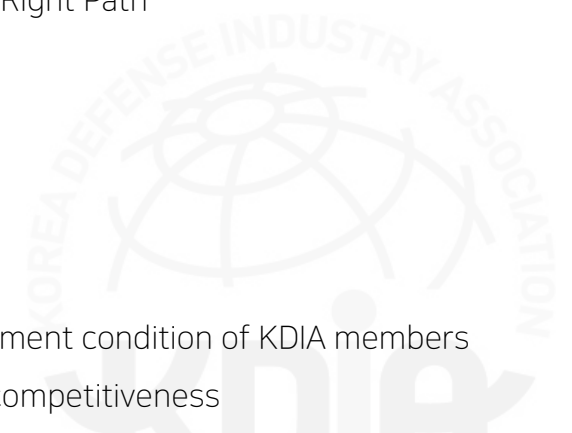
The Right Path

Innovation



Strategies

- Betterment of management condition of KDIA members
- Securement of global competitiveness
- Enhancement of KDIA's status as a professional organization



MEMBERS OF KDIA

Numbers in TOTAL: 672 companies



President

1

Vice President

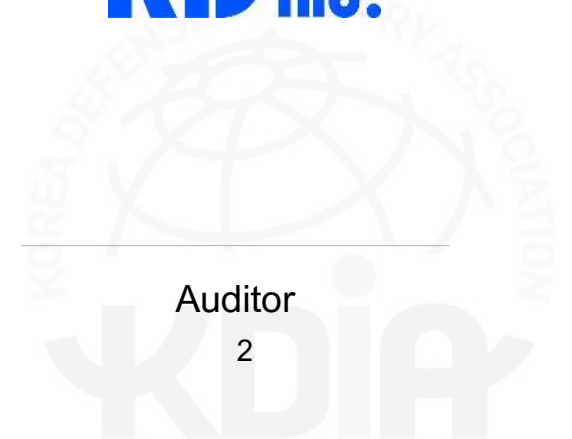
11

Board Member

16

Auditor

2



Part 2, History



HISTORY

1970's Establishment

- 1977. 06. 1st Defense Industry Promotion Committee
- 1979. 01. 1st Edition of monthly <Defense & Technology>



1990's Progress

- 1991. 11. Blue House Luncheon with industry leaders
- 1994. 05. 1st ROK-US Defense Industry Consultative Committee
- 1999. 03. Launched Defense Acquisition Guarantee Fund

2020 ~

Leap towards future

- 2020. 11. Launched Online-Exhibition to promote cutting-edge technologies of Korea
- 2021. 02. Found Statistics Division



1980's Development

- 1981. 09. 1st Korea Defense Exhibition held
- 1984. 02. Commenced export licensing of Defense Articles (entrusted by MND)
- 1987. 04. Initiation of ROK-US Defense Industrial Meeting



2000~2010's New Steps

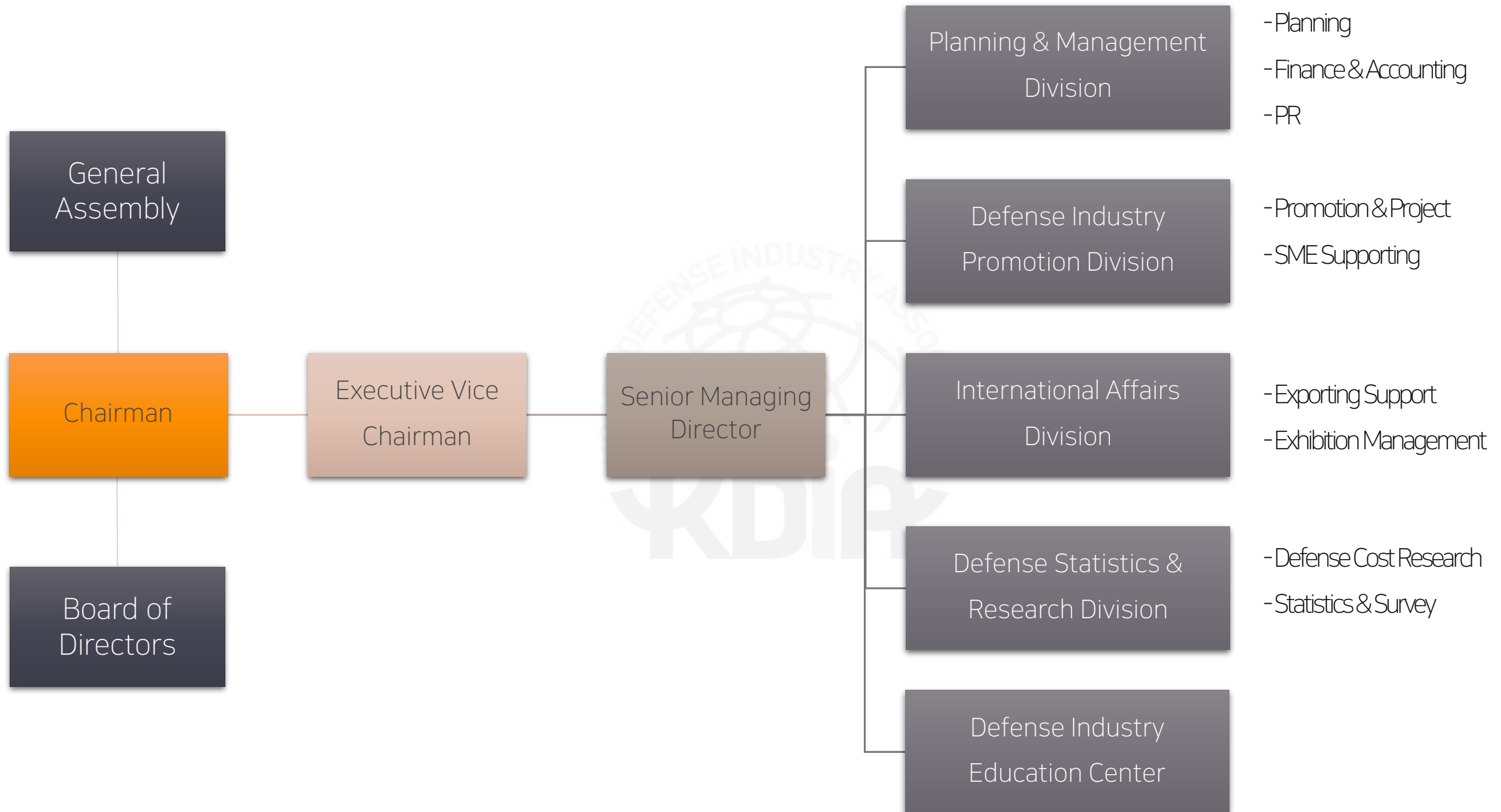
- 2001. 10. Co-host of Seoul ADEX
- 2007. 05. Guarantee insurance amount exceeding \$10 billion
- 2009. 02. Organization of SME's Committee
- 2012. 07. Designated as an accredited national statistic institution
- 2014. 03. Anti-Corruption MOU with DAPA
- 2017. 03. Launched Defense Export Support Center



Part 3, Organizational Chart



ORGANIZATIONAL CHART



Part 4, Roles & Activities



ROLES & ACTIVITIES

Policy Research

Policy research projects are carried out through specialized research institutes to be issued and reflected in the doctrine



Setting Industry Structure

Proposing legal and policy recommendations to improve structure of defense industry



Production Cost

All activities such as legalizing cost calculation standards, proving the truthfulness of submitted cost data, verifying the adequacy of cost calculation results, and improving the cost calculation system to determine a reasonable and fair contract amount



Business Analysis

Analyzing the management status of defense companies. Surveys and analyzes the management status every year to seek rational management plans for the defense industry and provide basic data for the government's policy establishment

ROLES & ACTIVITIES

Provide Dialogue

Efforts to improve the management of defense companies and expand defense support at the government level by cooperating with the Ministry of National Defense, Defense Acquisition Program Administration, and other government agencies



Foster SMEs

Strengthening on-site activities of small and medium-sized enterprises and internalized consulting projects for small and medium-sized enterprises



Overseas Marketing

Provide opportunities to promote domestic defense products and consult exports with new partners. Support Korean companies to participate in export marketing activities via Korea Pavilions in many foreign exhibitions worldwide



Support OFFSET Program

Reduce the most difficulties defense companies face in offset trade programs by DAPA



Part 5, Korean Defense Industries

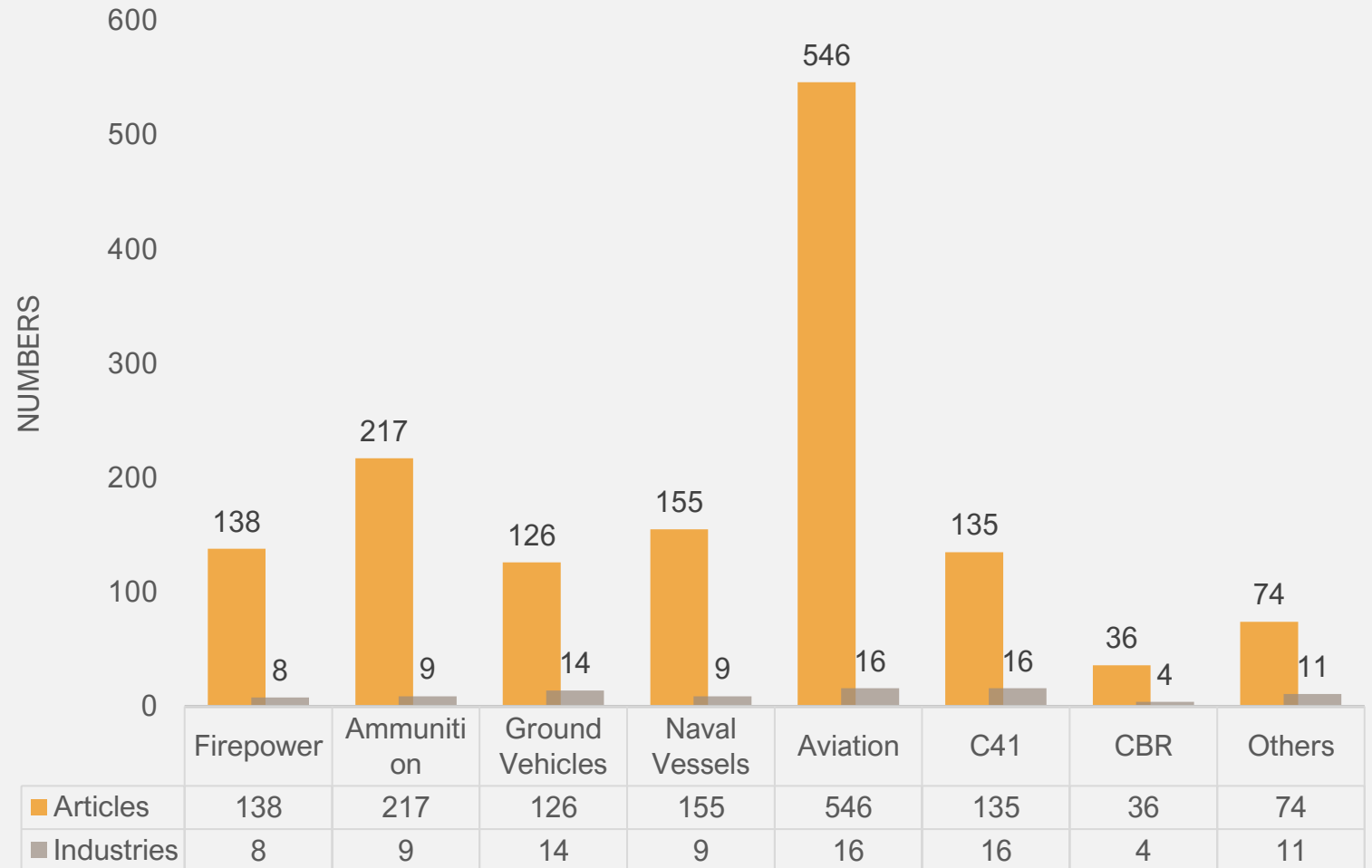


STATISTICS

Designated Defense Articles & Industries In Korea

Articles in Total **1,427**

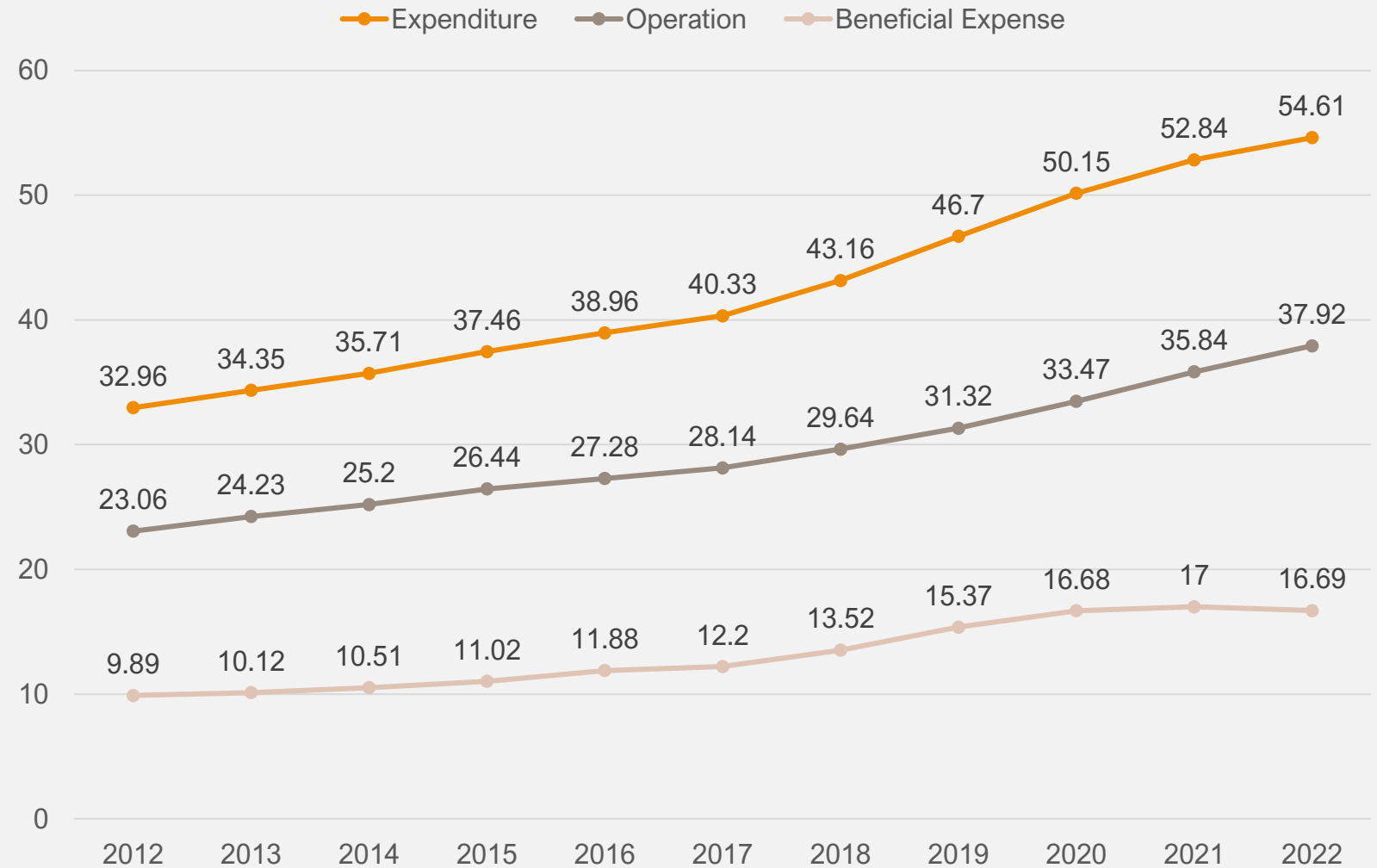
Industries in Total **87**



STATISTICS

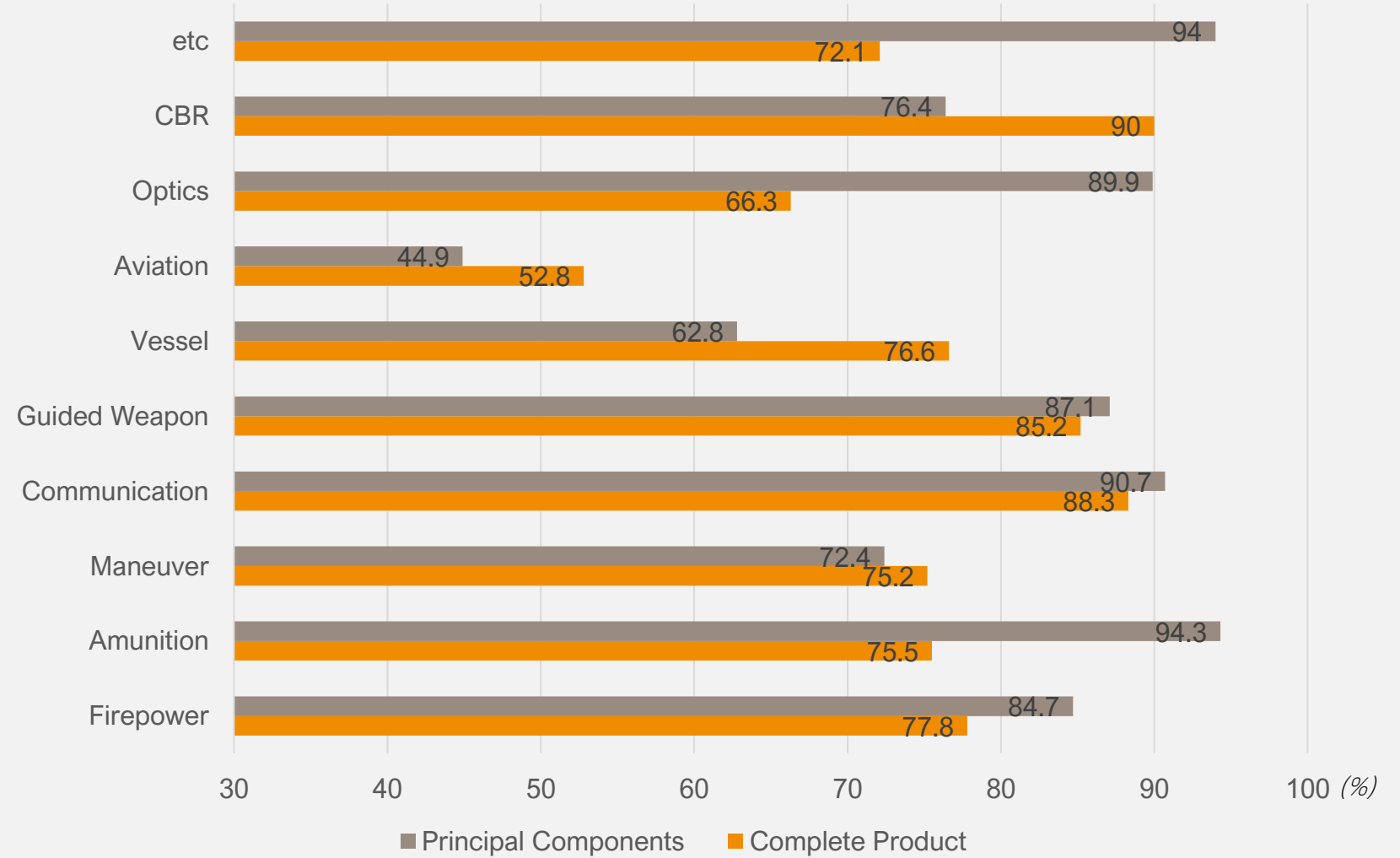
National Defense Budget (2012 - 2022)

In trillion South Korean Won



STATISTICS

Localization Ratio





Contact

Korea Defense Industry Association

Hojin Yoon

hjyoon@kdia.or.kr

+82-2-3270-6059

www.kdia.or.kr

