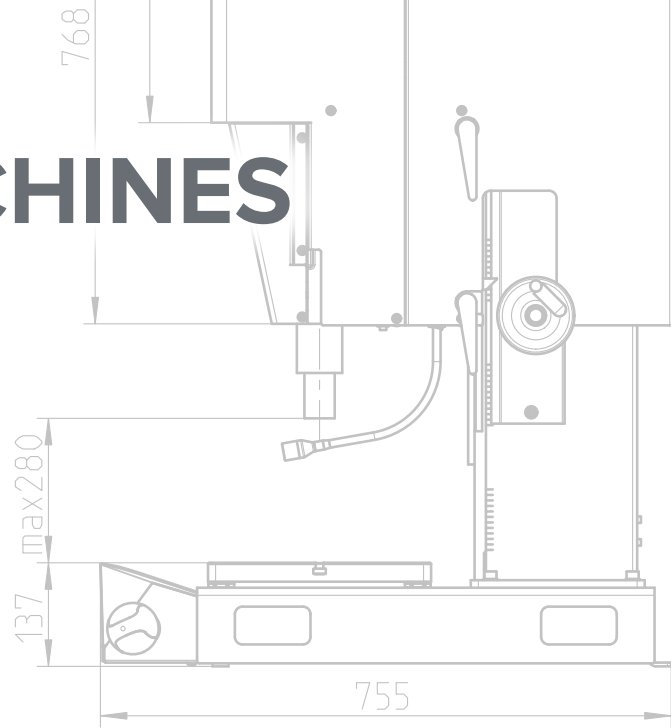


# ULTRASONIC WELDING MACHINES



 **rinco**<sup>®</sup>  
ultrasonics

AROUND YOU EVERY DAY

# ***RINCO ultrasonic welding machines***



## **ULTRASONIC WELDING – THE ECONOMICAL WAY TO JOIN PLASTICS**

---

Thanks to the short cycle times it requires, ultrasonic welding is the most efficient way to join two thermoplastic materials without additives and is therefore a particularly economical joining method. Injection-moulded parts, films or synthetic textiles can be welded using ultrasound in milliseconds and without leaving marks. The high-frequency mechanical oscillations also allow metal parts to be embedded into a plastic component.

We have designed a number of different ultrasonic welding machines to reflect the different materials used in applications and the different demands that the final welding results have to meet.

RINCO manufactures ultrasonic welding machines in three product series:

### ***ELECTRICAL MOTION SERIES STANDARD SERIES and EASY SERIES***

These machines meet every single requirement – from welding the very smallest through to large components.

Our ***ABW blister welding machine*** is the perfect solution for blister and film packaging.

Would you like a tailor-made solution for your specific requirements? Contact us and we will be happy to advise you.

## COME AND DISCOVER THE OUTSTANDING QUALITY OF RINCO PRODUCTS FOR YOURSELF

---

We are proud that our efforts to achieve perfection have been recognised by official bodies. The ISO certifications awarded to us prove that Swiss values such as reliability and precision are important roots from which our corporate culture has grown. We will always offer consistently high quality and the very best service.



### CE

All RINCO machines are **CE-compliant** and therefore meet high European standards.

---

### RELIABILITY

RINCO machines operate very **reliably**, are practically maintenance-free and have a **long service life**.

---



**EFFICIENT RINCO**  
AFTER SALES SERVICE

### AFTER-SALES SERVICE

We help our customers out with **technical support** even after they have made a purchase.

---

### ACCURATE ALIGNMENT

Base plates can be made level on the pedestal using jack screws, so the mount attached to the base plate will line up precisely with the horn.


---

### QUALITY RIGHT FROM THE START

Our machines boast a **robust and rigid construction**, offer stability, provide great performance and guarantee optimum functionality and perfect welding results.



# ELECTRICAL MOTION SERIES – Powerful and precise



**Electrical Motion 20**      **Electrical Motion 35**

**e**lectrical  
**motion**

The Electrical Motion series is the perfect partner for complex ultrasonic welding operations that demand **maximum precision and great flexibility**. Thanks to the electric drive and the fact that the welding force, speed and amplitude can be regulated exactly, you can achieve outstanding welding results. The trigger and braking point parameters can be regulated independently of one another.

Events and changes are logged in the audit trail, which cannot be deleted, meaning that **traceability and process reliability** are guaranteed.

Ultrasonic welding machines from the Electrical Motion series are ideal for welding and punching thermoplastics, non-wovens and textiles.

## Electrical Motion 20

## Electrical Motion 35

<b>KHZ</b> Operating frequency:	20 kHz	35 kHz
<b>F</b> <sub>3000N</sub> Maximum force:	3000 N	750 N
<b>⚡</b> Drive:	Electric (230 V AC)	Electric (230 V AC)
<b>↑</b> Maximum stroke:	100 mm	100 mm
<b>KG</b> Weight:	135 kg	53 kg
<b>📏</b> Height adjustment:	0–280 mm	0–180 mm

## COMPATIBLE GENERATORS

### **Electrical Motion 20**

### **Electrical Motion 35**

Compatible generator:	XDG20 with SCU20	XDG35 with SCU35
Output power:	2000 W, 3000 W	900 W

#### **XDG ULTRASONIC GENERATOR AND SCU SERVO CONTROL UNIT**

You can find more information about performance and features in the "Ultrasonic generators" product brochure.



## FEATURES



### **e-DRIVE**

The electric drive makes the ultrasonic welding machines in the Electrical Motion series **economical** and **highly precise**.



### **CALIBRATION**

The force and amplitude **can be calibrated**. This makes the welding results reproducible and upholds the quality of your products.



### **12" TOUCH COLOUR DISPLAY**

The touch colour display makes it easier to enter parameters and operate the machines. It **can swivel and is ergonomic**. What's more, it displays a graphic or table showing the most recent welding operations.

## FIELDS OF APPLICATION



**AUTOMOTIVE**



**HIGH-TECH**



**PACKAGING**



**FOOD**



**NON-WOVEN & TEXTILE**



**MEDICAL**



**HOUSEHOLD**



**COSMETICS**

**WELDING  
PUNCHING  
RIVETING  
EMBOSSING  
FLANGING  
EMBEDDING  
INSERTING  
SEALING**

**ELECTRICAL MOTION SERIES**

# ELECTRICAL MOTION SERIES – Powerful and precise



## SUITABLE FOR CLEANROOMS

The Electrical Motion series is suitable for cleanrooms and certified to ISO 14644-1 **ISO class 6**. As such, it meets the high requirements placed on devices used in the medical sector.

## PERFORMANCE LEVEL ■ PL e

Our machines deliver optimum safety for operators and maintenance personnel.

## START POSITION CAN BE SELECTED AT WILL

The position of the actuator can be selected at will, reducing the cycle time.



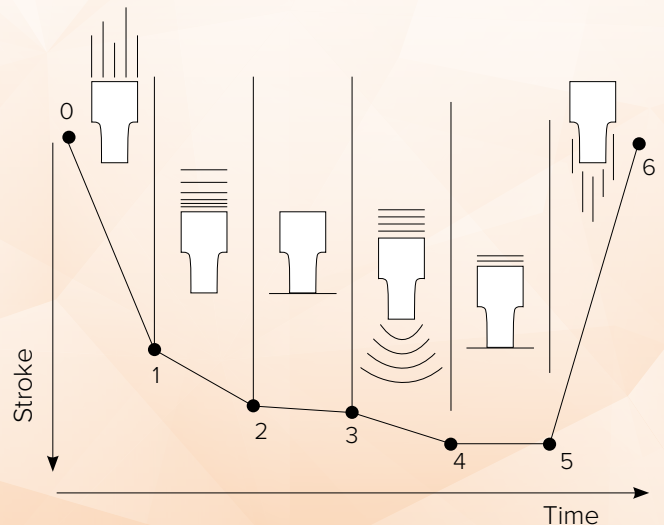
## MAXIMUM REPEATABILITY

The database for the ultrasonic welding machines can store **as many parameter data sets** as required. **Welding data can also be saved on the internal hard drive or on an external storage medium.**

## FREELY PROGRAMMABLE STROKE MOVEMENT

Optimise your welding process by adjusting the stroke movement of the application accordingly.

- 0-1 Actuator moves from start position to brake position
- 1-2 Braking point from actuator speed to touchdown speed
- 2-3 Force builds up until trigger is reached
- 3-4 Welding process (up to 10 steps)
- 4-5 Firming up and cooling-down phase
- 5-6 Actuator moves back



**78%**  
saving  
on energy  
costs\*

\* Compared to a pneumatic ultrasonic welding machine

  
**FORCE  
UP TO  
3000 N**

**ROBUST DESIGN**

**STATUS INDICATOR**  
The status light on the actuator changes from green to red in the event of an error.

**e-DRIVE  
ACTUATOR**

**STROKE  
100 mm**

**12" TOUCH  
COLOUR  
DISPLAY**

**BASE PLATE**  
Plate with jack screws for attaching and precisely aligning the mount.

**WORK LIGHT**


  
**RINCO  
SOFTWARE**

**SAFETY  
EMERGENCY  
STOP**

**TWO-HAND RELEASE**

**SERVO  
CONTROL  
UNIT  
SCU**

**ULTRASONIC  
GENERATOR  
XDG**



**WORK LIGHT**

Work light mounted on the side, can be swivelled



**TWO-HAND RELEASE**

Ergonomic safeballs (button option also available)



**3-YEAR WARRANTY**

Excluding converter, booster and tools

**ELECTRICAL MOTION SERIES**



# **ELECTRICAL MOTION SERIES – Powerful and precise**

## **FUNCTIONS**

---

### **ADJUSTABLE AMPLITUDE**

You can change the value for the internal or external amplitude to between **40 and 100%** in 1% increments so as to achieve the best possible welding result.

---

### **8 WELDING MODES TO CHOOSE FROM**

Thanks to the multitude of welding modes, you can find the **right setting for every application**, guaranteeing perfect welding. The following welding modes can be selected on the Electrical Motion series:



Welding time

**W/S**

Welding energy



**W/S**

Welding time AND/OR welding energy



Welding travel (absolute or differential)



Contact cut-off



Melting rate



### **MELTING RATE**

This mode precisely controls the speed of the melting process.

---

### **ABSOLUTE QUALITY CONTROL**

A **bar code reader** can be used to scan a welded component's bar code/ QR code and assign it to a specific welding result.



### **SOUNDPROOF CABIN**

Reliable noise protection solution



### **BAR CODE READER**

Available as a hand unit or permanently mounted



## MELTING PROCESS

The melting process can be split into 10 steps, meaning that it can be controlled precisely, and the parameters can also be set individually for each step. These features ultimately lead **to an optimum welding result.**

---

## FORCE AND SPEED PROFILE

To optimise the welding process, a linear force build-up can be programmed.

---

## AFTER-PULSE

To prevent lightweight workpieces from potentially getting stuck on the horn, an after-pulse can be activated.

---

## TRIGGER (ULTRASONIC TRIGGER POINT)

The welding operation can be initiated using a trigger. You can choose from the following triggers:

- Time
- Travel
- Force
- Off
- External signal
- Travel absolute and force



## DATA EXPORT

A data string can be exported via RS232, Ethernet/a company network or a storage medium like a USB stick in order to log welding data.

---



## REMOTE ACCESS SERVICE

**Remote maintenance** can be set up for our RINCO after-sales service to carry out quick and efficient troubleshooting.



You can find other features as well as options and accessories for the ultrasonic welding machines from the Electrical Motion series at the end of this brochure.

## TOOL CHANGE


### QUICK AND EASY

Thanks to the quick-change system, tools can be replaced **within just a few minutes.** This minimises the risk of errors. The removable carriers are indexed.



### CHANGE THE MOUNT


Quickly and easily



### CHANGE THE OSCILLATOR UNIT

In just a few steps

# STANDARD SERIES – Versatile



**Standard 3000**

**Standard 745**

**Standard 50**

The pneumatic ultrasonic welding machines from the Standard series are suitable for joining components that are not overly complex.

With the travel measurement, which can be calibrated and set extremely accurately, these machines work precisely and achieve exact welding results.

The Standard 3000 and Standard 745 are available as a **cleanroom version** and meet the high requirements placed on machines used in the medical sector.

The Standard 3000 CR in particular is also certified to **ISO class 6**.

	<b>Standard 3000</b>	<b>Standard 745</b>	<b>Standard 50</b>
<b>KHZ</b> Operating frequency:	20 kHz	35 kHz	70 kHz
<b>F</b> Maximum force:	3000 N	745 N	50 N
<b>Drive/compressed air:</b>	Pneumatic/6 bar nominal	Pneumatic/6 bar nominal	Pneumatic/6 bar nominal
<b>Maximum stroke:</b>	100 mm	100 mm	25 mm
<b>KG</b> Weight:	115 kg	41 kg	15.5 kg
<b>Height adjustment:</b>	0–280 mm	0–180 mm	0–240 mm

## COMPATIBLE GENERATORS

Compatible generator: ADG20 / ADG35 / ADG70

Output power: 100 W, 400 W, 600 W, 900 W,  
1000 W, 1500 W, 2000 W,  
3000 W



### ADG ULTRASONIC GENERATOR

You can find more information about performance and features in the “Ultrasonic generators” product brochure.

## FEATURES

### FLEXIBILITY

Thanks to the modular construction of our components, a manual workstation can be **developed** into an automation line or **integrated** into a special-purpose machine at any time.



### MAXIMUM REPEATABILITY

Up to **32 parameter data sets** can be stored in the database.



### SIMPLE QUALITY CONTROL

All welding results can be exported and stored. The values from the last **25 welding operations are also saved in the machine** until it is shut down.

### AFTER-PULSE

To prevent lightweight workpieces from potentially getting stuck on the horn, an after-pulse can be activated.

## FIELDS OF APPLICATION



**AUTOMOTIVE**



**HIGH-TECH**



**PACKAGING**



**FOOD**



**NON-WOVEN & TEXTILE**



**MEDICAL**



**HOUSEHOLD**



**COSMETICS**

**WELDING  
PUNCHING  
RIVETING  
EMBOSSING  
FLANGING  
EMBEDDING  
INSERTING  
SEALING**

**STANDARD SERIES**

# STANDARD SERIES – Versatile

## FUNCTIONS

---

### 7 WELDING MODES TO CHOOSE FROM

Thanks to the multitude of welding modes, you can find the **right setting for every application**, guaranteeing perfect welding. The following welding modes can be selected on the Standard series:



Welding time

**W/S**

Welding energy



**W/S**

Welding time AND/OR welding energy



Welding travel (absolute or differential)



Contact cut-off

---

### TRIGGER (ULTRASONIC TRIGGER POINT)

The welding operation can be initiated using a trigger. You can choose from the following triggers:



- Time
- Travel
- Pressure
- Off
- External signal

---

### ADJUSTABLE AMPLITUDE

You can change the value for the internal or external amplitude to between **40 and 100%** in 1% increments so as to achieve the best possible welding or cutting result.




#### WORKSTATIONS

With a rotative table or drawer and noise-reducing features




#### SOUNDPROOF CABIN

Reliable noise protection solution



## STANDARD 50 – MICRO WELDING WITH AN OPERATING FREQUENCY OF 70 KHZ

Our Standard 50 is the perfect solution for microcomponents such as those used in very demanding microelectronics applications. RINCO is a world leader in this field. You can use the 70 kHz welding machine to carry out **high-precision welding operations even on microcomponents** like those found in a smartphone or hearing aid.



### MICROELECTRONICS

This component has a welding surface of 2 mm<sup>2</sup>.

You can find other features as well as options and accessories for the Standard-series ultrasonic welding machines at the end of this brochure.

# STANDARD SERIES

**rinco**<sup>®</sup>  
ultrasonics

# EASY SERIES – Simple and reliable








**Easy 3000**



**Easy 745**

The Easy series is your ideal partner for simple welding tasks. With these machines, **you do not need to invest a lot** to achieve clean and repeatable welding results.

The pneumatic ultrasonic welding machines from the Easy series are ideal for welding thermoplastic parts both big and small, depending on the model.

	<b>Easy 3000</b>	<b>Easy 745</b>
<b>KHZ</b> Operating frequency:	20 kHz	35 kHz
 Maximum force:	3000 N	745 N
 Drive/compressed air:	Pneumatic/6 bar nominal	Pneumatic/6 bar nominal
 Maximum stroke:	100 mm	100 mm
 Weight:	120 kg	41 kg
 Height adjustment:	0–280 mm	0–180 mm

## COMPATIBLE GENERATORS



Compatible generator: SDG20 / SDG35

Output power: 2000 W,  
1500 W, 1000 W,  
750 W, 400 W

### SDG ULTRASONIC GENERATOR

You can find more information about performance and features in the “Ultrasonic generators” product brochure.

## FEATURES

### QUICK AND SIMPLE TO SET UP

Ultrasonic welding machines from the Easy series are set up and ready to go in an instant.

### FLEXIBILITY

Thanks to the modular construction of our components, a manual workstation can be **developed** into an automation line or **integrated** into a special-purpose machine at any time.

## FIELDS OF APPLICATION

 **AUTOMOTIVE**

 **HIGH-TECH**

 **PACKAGING**

 **FOOD**

 **NON-WOVEN & TEXTILE**

 **MEDICAL**

 **HOUSEHOLD**

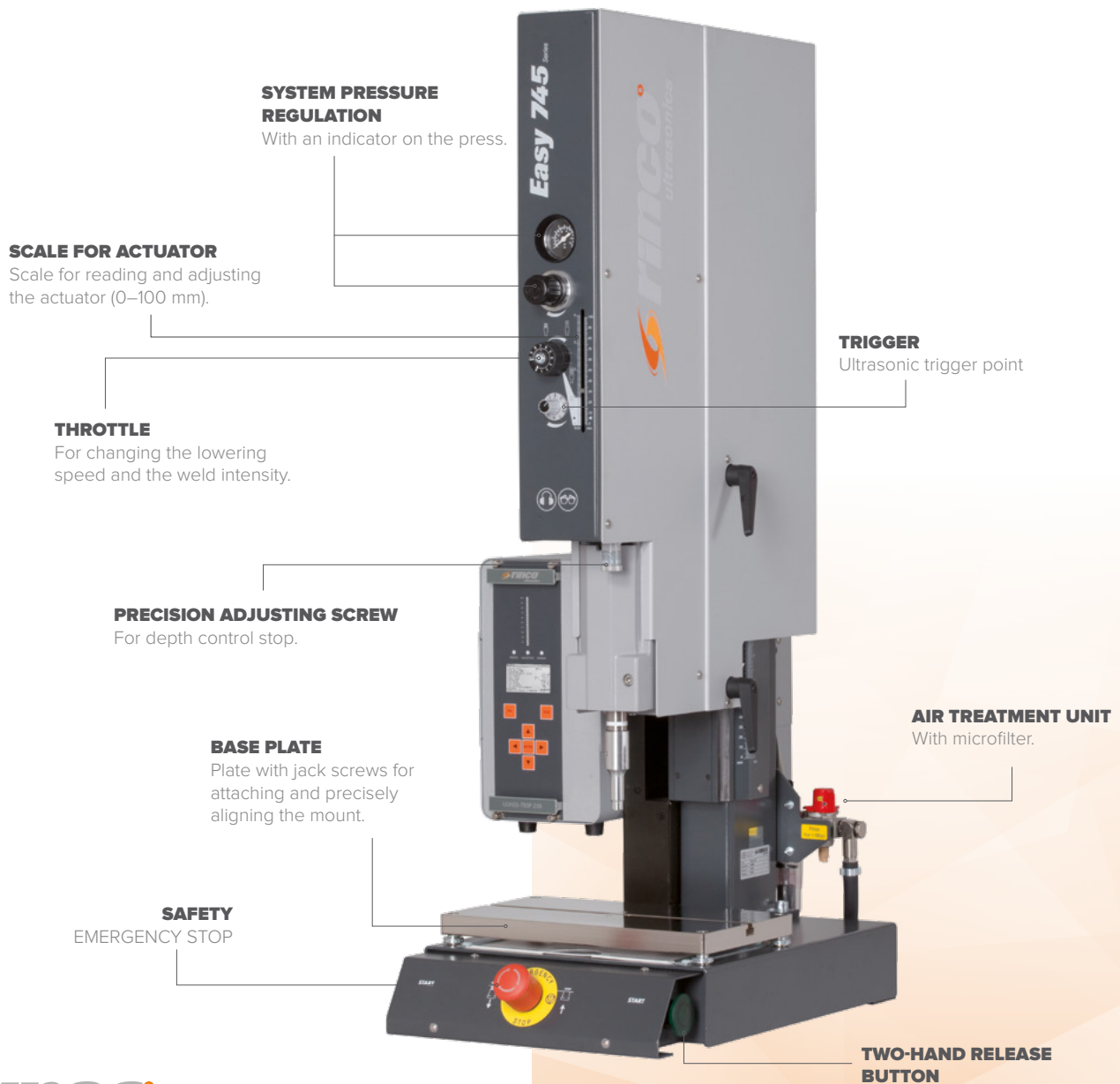
 **COSMETICS**

**WELDING  
PUNCHING  
RIVETING  
EMBOSSING  
FLANGING  
EMBEDDING  
INSERTING  
SEALING**

**EASY SERIES**

 **rinco**<sup>®</sup>  
ultrasonics

# EASY SERIES – Simple and reliable





## FUNCTIONS

---

### 6 WELDING MODES TO CHOOSE FROM

Thanks to the welding modes, you can find the **right setting for every application**, guaranteeing perfect welding. The following welding modes can be selected on the Easy series:



Welding time

**W/S**

Welding energy



**W/S**

Welding time AND/OR welding energy



Contact cut-off



Continuous

---

### TRIGGER (ULTRASONIC TRIGGER POINT)

The welding operation can be initiated using a trigger. You can choose from the following triggers:



- On
- Off
- Time
- Start

---

### AFTER-PULSE

To prevent lightweight workpieces from potentially getting stuck on the horn, an after-pulse can be activated.

---

### ADJUSTABLE AMPLITUDE

You can change the value for the internal or external amplitude to between **15 and 100%** in 1% increments so as to achieve the best possible welding or cutting result.


You can find other features as well as options and accessories for the Easy-series ultrasonic welding machines at the end of this brochure.

**EASY SERIES**

## TOOL CHANGE


### QUICK AND EASY

Thanks to the quick-change system, tools can be replaced **within just a few minutes**. This minimises the risk of errors. The removable carriers are indexed.



### CHANGE THE ANVIL

Quickly and easily



### CHANGE THE OSCILLATOR UNIT

In just a few steps

# ABW35 – Automatic blister welder



**ABW35**

**KHZ** Operating frequency: 35 kHz

**F 3000W** Maximum force: 745 N

**Drive/compressed air:** Pneumatic/6 bar nominal

**Maximum stroke:** 6 mm

**KG** Weight: 11.2 kg

**Height adjustment:** 0–28 mm

Our ABW35 ultrasonic blister welding machine makes it so easy to weld **blister packs**. This compact welding device needs neither a footswitch nor a two-hand control device. As soon as the pack has been positioned correctly, the integrated, adjustable microswitch triggers the ultrasonic welding process. This allows for extremely **quick cycle times and ensures it is incredibly easy to use**. The ABW35 is also ideal for textile welding/textile cutting and sealing.

There is a wide range of standard tools available for you to choose from. We would also be delighted to tailor-make tools to meet specific customer requirements.

## COMPATIBLE GENERATORS

Compatible generators: SDG35-400  
SDG35-750

Output power: 400 W, 750 W



### SDG ULTRASONIC GENERATOR

You can find more information about performance and features in the “Ultrasonic generators” product brochure.

## FEATURES

### QUICK AND SIMPLE TO SET UP

The ABW35 ultrasonic welding machine is **set up and ready to go in an instant**.

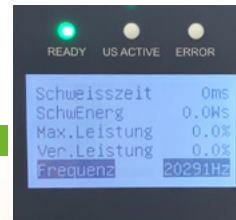
### STROKE MOVEMENT

The **pressure** and **speed** of the stroke movement can be regulated.

### VISUAL INDICATOR FOR THE USER

**Status LEDs** on the generator show the operator whether the generator is ready for operation, whether the ultrasound is active or whether an error has occurred.

**STATUS LEDs**  
Indicate the status  
of the generator at  
a glance.



## FUNCTIONS

### 5 WELDING MODES TO CHOOSE FROM

Thanks to the welding modes, you can find the **right setting for every application**, guaranteeing perfect welding. The following welding modes can be selected on the ABW35:



Welding time

**W/S**

Welding energy



**W/S**

Welding time AND/OR welding energy



Contact cut-off

## FIELDS OF APPLICATION:



AUTOMOTIVE



HIGH-TECH



PACKAGING



FOOD



NON-WOVEN & TEXTILE



MEDICAL



HOUSEHOLD



COSMETICS

**WELDING  
PUNCHING  
SEALING**

# ABW35 – Automatic blister welder



## SOFTSTART AND SOFTSTOP FUNCTION


This mode **gently augments and attenuates the oscillations** of complex horns.



## TRIGGER (ULTRASONIC TRIGGER POINT)

The welding operation can be initiated using a trigger. You can choose from the following triggers:

- On (for external signal)
- Off
- Time



## FEEDER RAIL

The feeder rail makes it easy to position the blister in exactly the right place.



## FOOTSWITCH

The welding cycle of the ABW35 can also be triggered with a footswitch if packs have especially narrow edges.

## ADAPTABLE

### SIMPLE MOUNTING

The ABW35 ultrasonic welding machine can be mounted **on a table or on the wall**.

### FLEXIBILITY

Thanks to the modular construction of our components, a manual workstation can be **developed** into an automation line or **integrated** into a special-purpose machine at any time.

### ULTRASONIC GENERATOR SDG



### PRECISION ADJUSTING SCREW

For stroke limiter.

### PRESSURE REGULATOR

Maintains a constant system pressure.




### HORN

### STROKE LIMITER

The 6 mm stroke limiter ensures that you can work safely.

## STANDARD TOOLS – Suitable for many applications

A wide range of standard tools for welding blister and film packaging is available for the ABW35 ultrasonic welding machine.



You can find other features as well as options and accessories for the ABW35 ultrasonic welding machine at the end of this brochure.

ABW35

**rinco**<sup>®</sup>  
ultrasonics

Lots of parameters need to be coordinated with one another if you are to achieve a perfect weld.

RINCO ultrasonic generators are designed to control ultrasonic welding machines. These generators provide options for you to set the precise parameters you need for your ultrasonic welding process. You can enter a range of values to specify **when the ultrasound will be triggered**.

**The ultrasonic trigger point, also known simply as the trigger, can be linked to a number of different conditions.**



**These conditions, for example the type of material used to make the component, the configuration of the weld seam and the component size, are all taken into consideration and the appropriate trigger is used to define the exact parameters** and, therefore, the perfect ultrasonic trigger point for the application in question. Your welding results will be top quality. What's more, these conditions can also help to protect tools.



## Choosing the right welding mode is one way of achieving a perfect end result. This mode can be customised for each application.









































---

One welding mode can ensure that the end mass of the product being welded is always exactly the same once the welding process is complete, for example, whereas another welding mode will always perform the exact same welding steps on all components, but the end mass may vary. Wear to the welding tool, as experienced in cutting and punching applications, for example, can also be reduced by choosing the right mode. Whatever your desired result: **together we will find the perfect, reliable solution.**

You can count on our knowledge and commitment right from the start. And even after projects are complete, we are always ready to answer your questions. Our devices have been designed such that we can perform remote diagnostics at any time, so any errors can be rectified efficiently.



# COMPARISON TABLE

		Electrical Motion 20	Electrical Motion 35	Standard 3000	Standard 745	Standard 50	Easy 3000	Easy 745	ABW35
									
	Compatible generator	XDG20/SCU20	XDG35/SCU35	ADG20	ADG35	ADG70	SDG20	SDG35	SDG35
<b>KHZ</b>	Frequency	20 kHz	35 kHz	20 kHz	35 kHz	70 kHz	20 kHz	35 kHz	35 kHz
	Force	3000 N	750 N	3000 N	745 N	50 N	3000 N	745 N	745 N
	Output power (W)	3000, 2000	900	3000, 2000, 1500, 1000	900, 600, 400	100	2000, 1500, 1000	750, 400	750, 400
	Dimensions W x L x H (mm)	572 x 755 x 1372	380 x 553 x 1030	400 x 760 x 1345	316 x 520 x 1066	316 x 500 x 505	400 x 727 x 1345	316 x 529 x 1066	120 x 156 x 489
	Weight	135 kg	53 kg	115 kg	41 kg	15.5 kg	120 kg	41 kg	11.2 kg
	Stroke	100 mm	100 mm	100 mm	100 mm	25 mm	100 mm	100 mm	6 mm
	Warranty: 2 years	3 years	3 years	✓	✓	✓	✓	✓	✓
	Amplitude adjustment	40–100%, 1% increments/external	40–100%, 1% increments/external	40–100%, 1% increments/external	40–100%, 1% increments/external	40–100%, 1% increments/external	15–100%, 1% increments/external	15–100%, 1% increments/external	15–100%, 1% increments/external
	Audit trail	✓	✓						
	Calibration	✓	✓						
	Cleanroom, ISO class 6	✓	✓	✓					
	Welding time	✓	✓	✓	✓	✓	✓	✓	✓
<b>W/S</b>	Welding energy	✓	✓	✓	✓	✓	✓	✓	✓
	Welding travel	✓	✓	✓	✓	✓			
	Contact cut-off (mode)	✓	✓	✓	✓	✓	✓	✓	✓
	Continuous mode						✓	✓	
	Melting rate (mode)	✓	✓						
	Trigger point	Time, travel, force, off, external signal, travel absolute & force	Time, travel, force, off, external signal, travel absolute & force	Time, travel, pressure, off, external signal	Time, travel, pressure, off, external signal	Time, travel, pressure, off, external signal	On, off, time, start	On, off, time, start	On, off, time, start
	Data transmission	✓	✓	✓	✓	✓	✓	✓	✓
	Database	✓	✓	✓	✓	✓			
	Associated software	✓	✓						
	Digital technology	✓	✓	✓	✓	✓	✓	✓	✓
	Electric drive	✓	✓						
	Pneumatic drive			✓	✓	✓	✓	✓	✓
	Height adjustment	✓	✓	✓	✓	✓	✓	✓	✓
	Multilingual	✓	✓	✓	✓	✓	✓	✓	✓
	Protection against power overload	✓	✓	✓	✓	✓	✓	✓	✓
	Protection against overheating	✓	✓	✓	✓	✓	✓	✓	✓
	Part counter	✓	✓	✓	✓	✓	✓	✓	✓
	Remote access	Internal, external							
	Softstart, softstop	✓	✓	✓	✓	✓	✓	✓	✓
	Touch display	✓	✓						
	User administration	✓	✓	✓	✓	✓	✓	✓	✓
	Quick tool change system	✓	✓	✓	✓	✓	✓	✓	



# OPTIONS AND ACCESSORIES

	Electrical Motion 20	Electrical Motion 35	Standard 3000	Standard 745	Standard 50	Easy 3000	Easy 745	ABW35
								
Workstation	✓	✓	✓	✓				
SSK soundproof cabin	✓	✓	✓			✓		
35 kHz tool case		✓		✓			✓	✓
20 kHz tool case	✓		✓			✓		
Footswitch with emergency stop								✓
Footswitch								✓
Film transport	✓	✓	✓	✓		✓	✓	
ADG device switch box			✓	✓	✓			
Device switch box for hand units						✓	✓	✓
DUO TOUCH two-hand control device			✓	✓	✓		✓	
Compound table					✓			
Column extension	300 mm/200 mm	100 mm	300 mm/200 mm	100 mm		300 mm/200 mm	100 mm	

## Workstation



Available with automatic drawer or rotative table for ergonomic working. Equipped with soundproofing.

## SSK sound enclosure cabin



Reduces the noise level by up to 20 dB.

## 35 kHz tool case



Tool for setting up service work.

## 20 kHz tool case



Tool for setting up service work.

## Footswitch with emergency stop button




To trigger the welding cycle using your foot, complete with emergency stop button.

## Footswitch



To trigger the welding cycle using your foot.

## Film transport



To protect the application from marks.

## ADG device switch box




Designed for small multi-head systems if no higher-level control is required or if PLC is to be kept to a minimum. This enables small special systems to be built from only standard components.

## DUO TOUCH two-hand control device



For increased ergonomic requirements, compatible with cleanrooms.

## Compound table

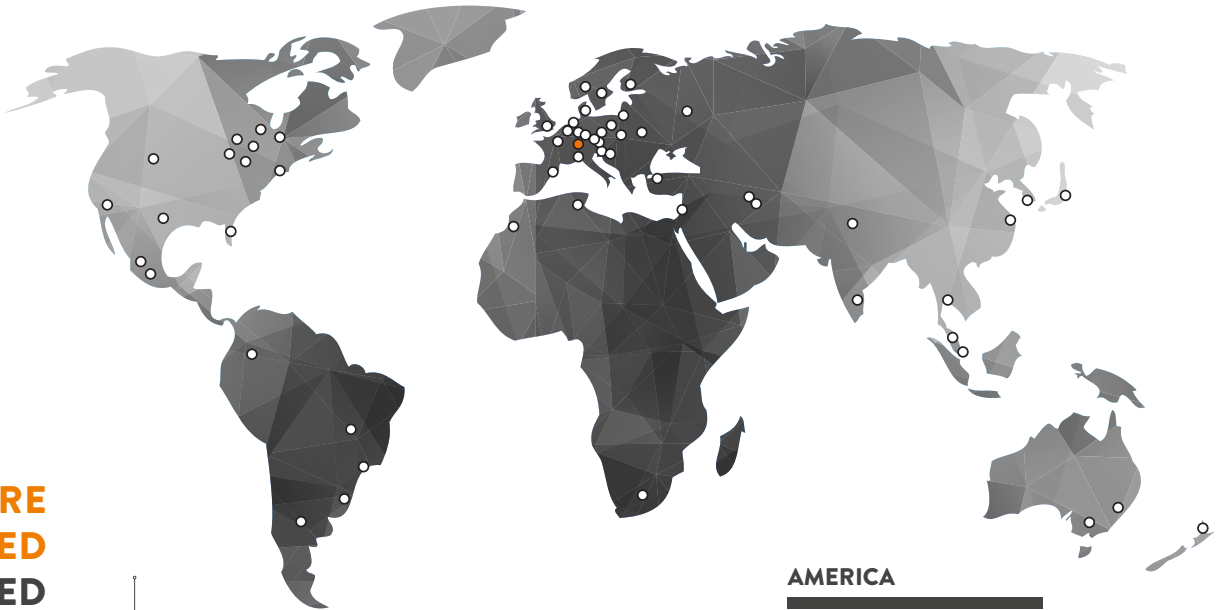


Precise compound table for fine-tuning. Mounted using clamps.

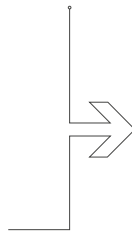
## Column extension



Extension for large components.



**WE ARE  
FOCUSED  
COMMITTED  
GLOBAL  
LOCAL**



## EUROPE

### SWITZERLAND

[rincoultrasonics.ch](http://rincoultrasonics.ch)

### GERMANY

[rincoultrasonics.de](http://rincoultrasonics.de)

### FRANCE

[rinco-france.com](http://rinco-france.com)

### SPAIN

[rincoultrasonics.es](http://rincoultrasonics.es)

### ITALY

[rincoultrasonics.it](http://rincoultrasonics.it)

### SWEDEN

[rincoultrasonics.se](http://rincoultrasonics.se)

### DENMARK

[rincoultrasonics.dk](http://rincoultrasonics.dk)

## AMERICA

### USA

[rinco-usa.com](http://rinco-usa.com)

### MEXICO

[rincoultrasonics.mx](http://rincoultrasonics.mx)

## ASIA

### CHINA

[rincochina.com](http://rincochina.com)

### INDIA

[rincoindia.com](http://rincoindia.com)

### JAPAN

[uthe.co.jp](http://uthe.co.jp)

### MALAYSIA

[rincoultrasonics.com.my](http://rincoultrasonics.com.my)

## AFRICA

### MOROCCO

[rincoultrasonics.com](http://rincoultrasonics.com)

The logo features the word "rinco" in a bold, italicized, sans-serif font with a registered trademark symbol (®) to its upper right. Below "rinco" is the word "ultrasonics" in a smaller, lowercase, sans-serif font. To the left of "rinco" is a stylized orange and gray graphic element resembling a wave or a lens.

FURTHER INFORMATION AT

**[rincoultrasonics.com](http://rincoultrasonics.com)**  
**[info@rincoultrasonics.com](mailto:info@rincoultrasonics.com)**  
**+41 71 466 41 00**

Industriestrasse 4  
8590 Romanshorn  
Switzerland



SWISS MADE  
SINCE 1976