

ewm Xnet

Welding 4.0 Quality Management



THE BENEFITS

Making Industry 4.0 a reality is easy with the innovative ewm Xnet welding management system – no matter your company's size or focus.


The benefits are as clear as day: Strengthened interconnectedness of products and people increases efficiency and quality, while reducing costs and preserving resources. By choosing ewm Xnet, you are adding measurable value throughout your welding company's entire value chain. Thanks to intelligent monitoring and transparent planning, production, quality management, welding coordination personnel, final costing and administration processes, you can always keep track of everything.

Bring the future into your company today.

Visit the Xnet homepage



Just click the QR code



Guaranteed and increased quality

- Documentation of the welding parameters and the welders of every weld run provides long-term, traceable welding quality
- WPS connection to the component, real-time parameter monitoring directly on the welding machine and clear assignment of required welder qualifications all minimise the number of errors
- Precise specifications from component management and the WPS manager ensure that the correct parameters are always set
- Xbutton ensures expert welding and supports welding coordination personnel by identifying welder qualifications



Increased productivity

- Longer arc times per layer improve efficiency
- Paperless transfer of all relevant data and WPS directly to the workplace reduce non-productive times
- Pre-set welding parameters reduce the number of error corrections
- Timely, consumption-oriented maintenance notices, e.g. for consumables, result in fewer unnecessary downtimes



Cost reductions

- Consumption values for power, shielding gas, welding consumables and welding time are recorded to recognise potential savings
- Timely maintenance notices instead of early warnings minimise consumption of consumables
- Transparent processes ensure constructive controlling with the option of precise final costing



Welding coordination personnel

- Traceability; ability to produce proof for product liability purposes
- Monitoring of the welding parameters in real time
- Digital generation and management of the welding documentation (pWPS, WPS, WPQR, welder certificates)
- Makes ISO 3834 and EN 1090 certification easier



Management

- Traceability; ability to produce proof for product liability purposes
- Monitoring of the welding parameters in real time
- Precise calculation of consumption and costs of the welding process using recorded data (component or machine data)
- Welding efficiency analysis taking into account various criteria (component, task, welding machine, welder, period, layer, etc.)
- SQL database for evaluating data in one BI tool
- Generation of key figures for ISO 9001 certification



Welder

- Simple parameter setting via a scanning process
- Monitoring of the welding parameters in real time with the results shown on the welding machine display, LED bar or on a tablet/industry PC

The quality circle in welding technology

- All factors relevant to welding quality in one system
- Software comes in modular design
- No user licences
- All functions are performed in real time and displayed locally on the welding machine
- Data export as files
- Direct access to the SQL database



Welding 4.0 in three easy steps



CONFIGURATION

The modular design of the Welding 4.0 ewm Xnet welding management system can be adapted to meet the special requirements of individual production processes. The three interrelated ewm Xnet modules meet any individual requirements depending on the type and size of the company. The update capability typical of EWM products is also integrated: Additional modules can be retrofitted easily at any time.

The flexible and customisable software maintenance contracts from EWM ensure that your ewm Xnet system always runs smoothly in your company.

ewm Xnet provides measurable benefits from the first module onwards, no matter which version you decide to purchase.

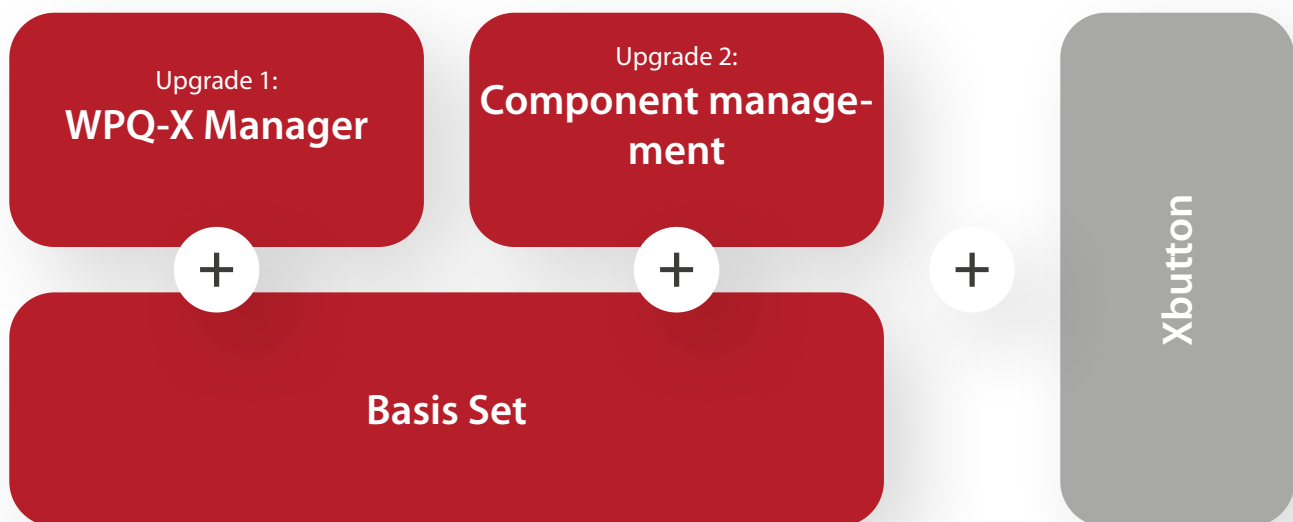


View software design

The modular design


ewm Xnet effectively supports welders working on a workpiece and all their colleagues involved in the entire production process (planning, work preparation, purchasing, logistics, quality assurance, service).

The **Basis Set** contains the basic Xnet software. This allows any welding company to uncover their savings potential and produce more efficiently while documenting every weld seam. It can also be customised where needed. **Upgrade 1 – the WPQ-X Manager** – allows for quick and easy creation and management of WPSes and welding procedure tests. **Upgrade 2 – component management** – links all welding-related documents together, including the WPS, welder information, wire lot, date, job number, project and component. **Xbutton** – the software key – allows the welding coordinator to apply certain predefined settings on the machine, protect them from unauthorised access and allocate them to a certain welder.







Our Xnet maintenance packages

EWM offers all our customers flexible and long-term Xnet support in the form of software maintenance contracts. These contracts offer various levels of service and can be chosen depending on your company's specific needs. Many important features are included in the maintenance contracts, such as updates, upgrades, support etc., to ensure that the Xnet software runs smoothly and reliably.



View more information on the maintenance packages

The modules in detail

<p style="background-color: #c00000; color: white; padding: 5px; border-radius: 10px; text-align: center;">Basis Set</p>	<p>Xnet 2.0 Basis Set Consists of USB dongle with serial number, installation file and software usage licence</p> <p>Range of functions:</p> <ul style="list-style-type: none"> • Machines/machine status visible via the network • Monitoring of welding parameters in real time • Recording of welding data • Welding machine maintenance • Bar code scanning • Costs and consumption per bar code • Dashboard display of the most important information 	<p>Watch Basis Set video</p> 
<p style="background-color: #c00000; color: white; padding: 5px; border-radius: 10px; text-align: center;">WPQ-X Manager</p>	<p>WPQ-X Manager (Upgrade 1): Easy and quick creation and management of WPQR and pWPS/WPS in the network</p> <p>Range of functions:</p> <ul style="list-style-type: none"> • Creation and management of a database for WPQR, WPS, welders and welder qualifications in the network • Reminder in case of due approval/extension of welder qualification 	<p>Watch WPQ-X Manager video</p> 
<p style="background-color: #c00000; color: white; padding: 5px; border-radius: 10px; text-align: center;">Component management</p>	<p>Component management (Upgrade 2) Creation of components, e.g. with an image, drawing or welding sequence</p> <p>Range of functions:</p> <ul style="list-style-type: none"> • Allocation of WPS, monitoring profile, length of each weld seam in the welding sequence • Identification of components before welding • Transfer of the welding parameters to the welding machine • Allocation of recorded welding data, consumption, costs for each scanned component 	<p>Watch component management video</p> 
<p style="background-color: #ccc; color: #666; padding: 5px; border-radius: 10px; text-align: center;">Xbutton</p>	<p>EWM Xbutton set Consists of USB dongle, software usage licence, programming box incl. USB cable, 10 x authentication keys (Xbuttons) + 1 programming button</p> <p>Range of functions without integration in an Xnet system:</p> <ul style="list-style-type: none"> • Identification of the welder at the welding machine • Managing permissions for the welder at the welding machine • Qualification of the welder on the key <p>Additional range of functions with integration in an Xnet system:</p> <ul style="list-style-type: none"> • Assigning the welder to a component or a weld seam • Checking the validity of the welder's qualification when they log into the machine 	<p>Watch Xbutton video</p> 

Combination options

	<p>Basis Set functions</p> <ul style="list-style-type: none"> • Machines/machine status visible via the network • Monitoring of welding parameters in real time • Recording of welding data • Welding machine maintenance • Bar code scanning • Costs and consumption per bar code • Welding efficiency analysis • Consumption calculation • Dashboard display of the most important information 		<p>Additional uses with Xbutton</p> <ul style="list-style-type: none"> • Identification of the person using the welding machine • Access authorisation to the welding machine via programmed Xbuttons (with Expert 2.0 control variants)
	<p>In addition to the Basis Set functions</p> <ul style="list-style-type: none"> • Easy and quick creation and management of WPQR and pWPS/WPS • Transmission of recorded data directly in a pWPS/WPS • Management of welders and welder qualifications • Reminder in case of due approval/extension of welder qualification 		<p>Additional uses with Xbutton</p> <ul style="list-style-type: none"> • Identification of the person using the welding machine • Access authorisation to the welding machine via programmed Xbuttons (with Expert 2.0 control variants)
	<p>In addition to the Basis Set functions</p> <ul style="list-style-type: none"> • Creation of components with an image, drawing or welding sequence, etc. • Bar code identification of components • Allocation of recorded welding data, consumption, costs for each scanned component 		<p>Additional uses with Xbutton</p> <ul style="list-style-type: none"> • Identification of the person using the welding machine • Access authorisation to the welding machine via programmed Xbuttons (with Expert 2.0 control variants) • Allocation of the components welded by the welder
	<p>In addition to the Basis Set functions</p> <ul style="list-style-type: none"> • Easy and quick creation and management of WPQR and pWPS/WPS • Transmission of recorded data directly in a pWPS/WPS • Management of welders and welder qualifications • Reminder in case of due approval/extension of welder qualification • Creation of components with an image, drawing or welding sequence, etc. • Bar code identification of components • Allocation of recorded welding data, consumption, costs for each scanned component • Transfer of the welding parameters to the welding machine (in component mode and in conjunction with an WPQ-X Manager for all MIG/MAG machines in the XQ series) • Evaluation of the efficiency, consumption and costs per component or working time interval 		<p>Additional uses with Xbutton</p> <ul style="list-style-type: none"> • Identification of the person using the welding machine • Access authorisation to the welding machine via programmed Xbuttons (with Expert 2.0 control variants) • Allocation of the components welded by the welder • Evaluation of the efficiency, consumption and costs per component, welder or working time interval

NETWORKING

The ewm Xnet welding management system can network all of a company's welding machines together. Intelligent and productivity-boosting networking allows for an automatic flow of data across the entire production chain.

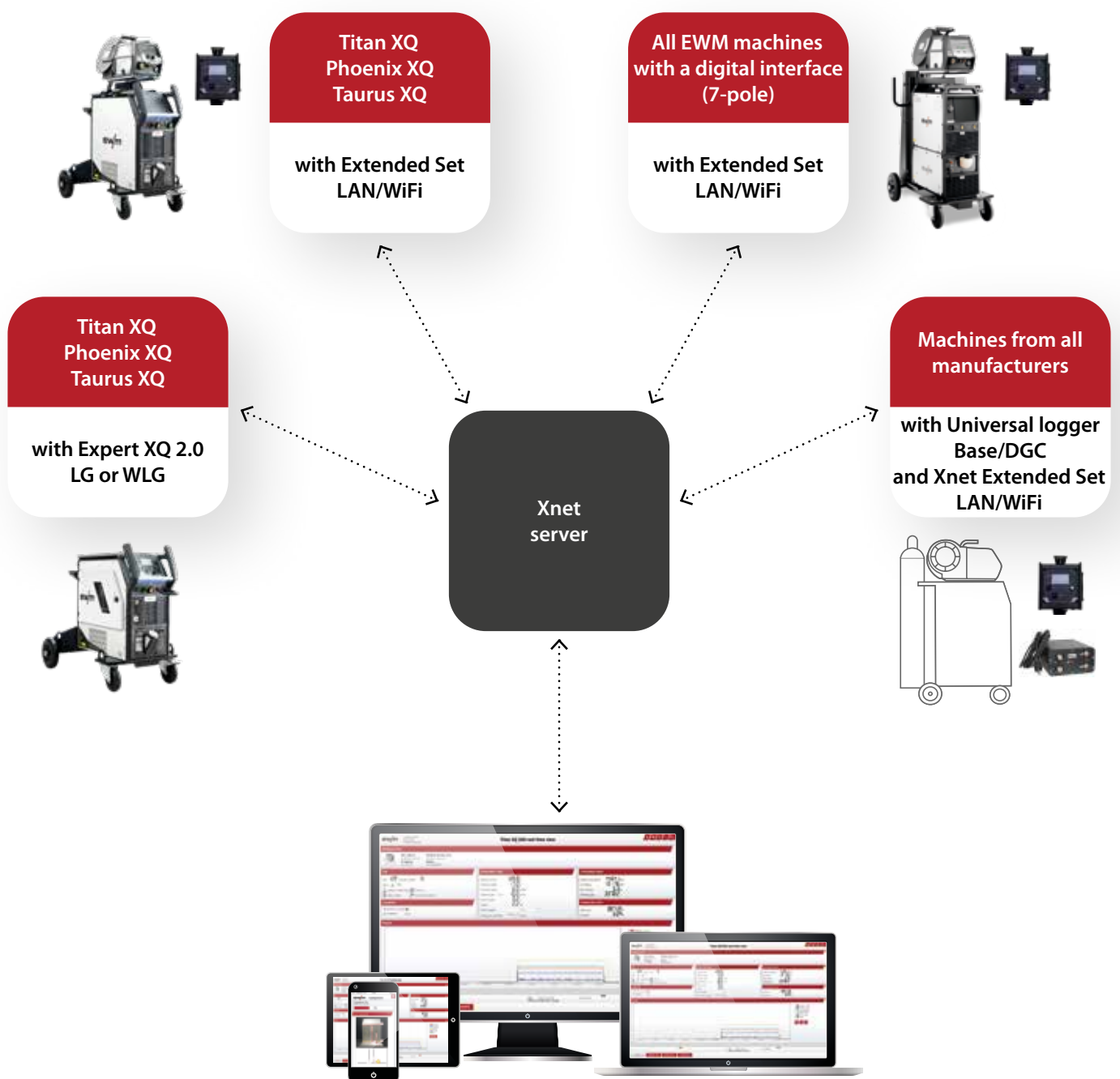
- Platform-independent
- Browser-based for all end devices
- Comprehensively extendable
- LAN/WiFi control connection
– wireless is no problem

Open contact form



The Xnet connection to your welding machine

From the Titan XQ pulps with integrated networking options and innovative welding process controls to machines from other manufacturers – ewm Xnet allows you to network all of your welding machines. The following networking options are available:



Request a demo now on the Xnet homepage



We're happy to help: xnet@ewm-group.com

Order placement guide

Step 1 – Configuration

Xnet 2.0 Basis Set consisting of USB dongle with serial number, installation file and software usage licence (mandatory) Item no. 091-008836-00000

WPQ-X Manager (Upgrade 1 – only with Xnet 2.0 Basis Set) Item no. 090-008814-00000

Component management (Upgrade 2 – only with Xnet 2.0 Basis Set) Item no. 090-008816-00000

Authentication Set: Programming box incl. cable, software key, dongle, ten Xbuttons and one programming button Item no. 092-002911-00000

Step 2 A – Configuration for Titan XQ puls

Expert XQ 2.0 with LAN gateway, incl. connection for a barcode scanner Item no. 092-003308-00000

Expert XQ 2.0 with LAN/WiFi gateway, incl. connection for a barcode scanner Item no. 092-003309-00000

Step 2 B – Retrofitting for EWM machines with 7-pole digital interface

Xnet Retrofitting Set LAN: One machine licence, one LAN gateway, one network cable (10 m) and one 7-pole connection cable (5 m), including connection for a barcode scanner (suitable for Titan XQ puls, Phoenix puls, Taurus Synergic S, Tetrix and Microplasma; bulk prices available) Item no. 091-008833-00001

Xnet Retrofitting Set WiFi: One machine licence, one WiFi gateway and one 7-pole connection cable (5 m), including connection for a barcode scanner (suitable for Titan XQ puls, Phoenix puls, Taurus Synergic S, Tetrix and Microplasma; bulk prices available) Item no. 091-008834-00001

Step 3 – Defining the number of machine usage licences

Xnet machine usage licence (included in all retrofitting sets; bulk prices available) Item no. 090-008787-LIZ01

Step 4 – Commissioning and training by EWM

Per-hour rate installation and commissioning (mandatory for all EWM locations and sales partners without key user certification) Item no. KOS-V00028-00000

“Working efficiently with Xnet” customer workshop (mandatory for all EWM locations and sales partners without key user certification) Item no. KOS-V00076-00000

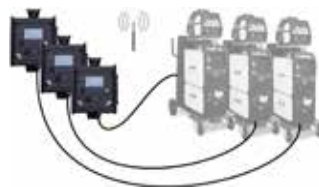
Expert 2.0 WLG control

In conjunction with an XQ power source



View in our online shop

Extended Set WiFi



View the Extended Set in our online shop

Universal logger



View the Universal logger in our online shop

EWM AG

Dr. Günter-Henle-Straße 8
56271 Mündersbach, Germany
Phone: +49 2680 181-0 | Fax: -244
www.ewm-group.com/en/
info@ewm-group.com

Come visit us!



Sales | Consultancy | Service