

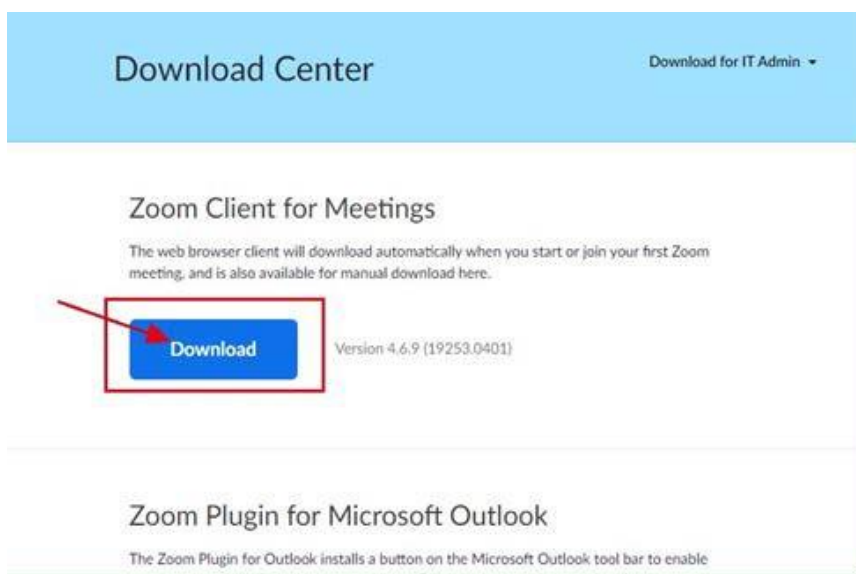
1. How to download Zoom App

● Zoom desktop client for PC / Mac / Linux

- <https://zoom.us/support/download>
- <https://zoom.us/download>
- <https://zoom.us/download2>

Direct click below website and download “Zoom client for Meetings“

Check” <https://zoom.us>” and click “Download” button.



● Zoom Mobile App (IOS or Android)

Download the Zoom mobile app from the Apple App store or Google Play or yourself App store.




<https://www.youtube.com/watch?v=TL0DRymkJUE&feature=youtu.be>

You also can open this link on YouTube to help you learn how to use zoom

2. Join meeting

After launching Zoom, click Join a Meeting to join a meeting without signing in.



meeting ID number	meeting code
230 057 0014	123456
814 339 0015	123456
203 266 0016	123456
967 276 0017	123456

Please click "Join meeting", there will be 4 different meeting ID number and choose yours to enter your meeting ID number and your display name (We advise you write your company name, your name and main product you are interested in). Please choose to automatically start the local audio of your device when you join the meeting.

NOTE: After you enter your id number and your information, you need enter the code **123456**.

Join a Meeting

Meeting ID or Personal Link Name

Grant MacLaren

Do not connect to audio

Turn off my video

取消

加入会议

write your ID number

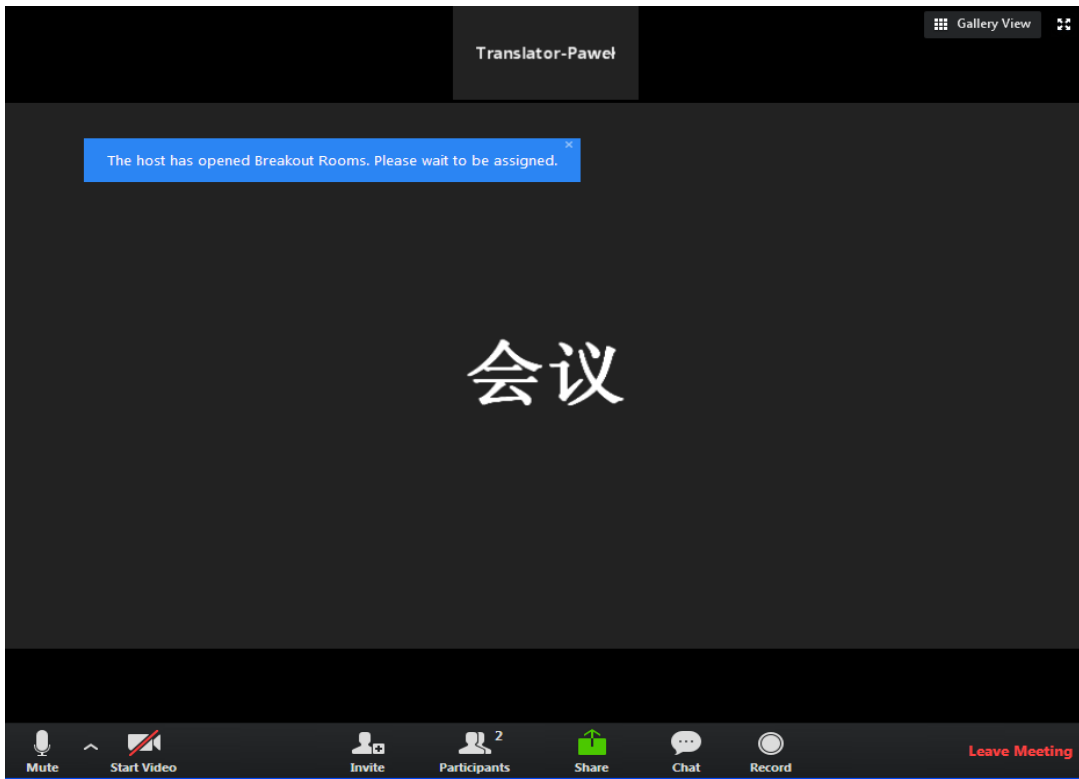
Company,your name,product demand

如果你收到了一个邀请链接, 请再次点击它加入会议

加会选项

不自动连接语音

After you finish your information, you will join the meeting successfully



When you join the meeting successfully, please don't leave in a hurry, we will match you with 5 different exhibitors and chat with you.